



Northern Region Operations (NRO)

FY-09 Strategic Investment
Program Plan (SIPP)

July 2008

NORTHERN REGION OPERATIONS (NRO)

Vision

“Integrated deployment of Intelligent Transportation Systems will help NRO optimize its services, supporting a secure multimodal transportation system that improves quality of life and customer satisfaction by ensuring a safer and less congested transportation network.”

– NOVA Smart Travel Program Plan Update (currently under revision as the NRO Program Plan)

Leadership

Richard Steeg, Regional Operations Director

Section Managers

Monica Bhatia,
Operations Business Administration

Dave Evans,
Installation and Construction

Mark Hagan,
Operations Maintenance Management

Katherine Jefferson,
Systems Engineering

Amy Tang McElwain,
Operations Planning and Programming

Ling Li,
Traffic Operations Management

Tom Phillips,
Advanced Transportation Management System (ATMS) Replacement Project

Hari Sripathi,
Traffic Engineering

Acknowledgements

A special thanks to the VDOT staff who contributed to the development of the Strategic Investment Program Plan (SIPP).

Regional Operations Directorate

Richard Steeg
Becky Patrick

Operations Business Administration

Monica Bhatia
John Lindquist
George Anderson

Operations Planning and Programming

Amy Tang McElwain Joe Langley
James Witherspoon JD Schneeberger
Teresa Butler Liz Liverman
Bertina Brown

Operations System Engineering

Katherine Jefferson
Gottfried Kofi
Makan Abousaeedi
Dave Smallwood

Traffic Engineering

Hari Sripathi Kamal Suliman
Steve Black Randy Dittberner
Bill Harrell (now employed by Fairfax County)

Installation and Construction

Dave Evans
Jerry Gray

Traffic Operations Management

Ling Li Mark Irving
Kathy Asmussen Nhan Vu
Valerie Klink

Operations Maintenance Management

Mark Hagan
Mike Williams
Brenda Parris
Ivan Horodyskyj

ATMS Replacement Project

Tom Phillips

Table of Contents

Director’s Message	5
I. Executive Summary	6
II. Organization & Background	7
2.1 Organization	7
2.2 Background.....	8
III. Funding Plan Summary	9
3.1 Policy and Procedure.....	9
3.2 Process and Schedule	10
3.3 Summary of Funds.....	12
IV. Workshop Summaries	15
4.1 Planning Workshop.....	15
4.2 Core Workshop	17
4.3 Prioritization Workshop	18
V. Funding Requests / Allocations	21
5.1 Federal and State 604 Funds	21
5.2 Federal and State 603 Funds	22
5.3 Additional Funding Sources	24
VI. Section Summaries.....	24
6.1 Installation and Construction.....	24
6.2 Maintenance	26
6.3 Operations Administration.....	28
6.4 Planning and Programming	29
6.5 Regional Operations Director.....	30
6.6 Systems Engineering.....	31
6.7 Traffic Engineering.....	32
6.8 Traffic Operations	34
VI. Conclusion	36

TABLES

Table 1: Shift to an Operations Culture 8

Table 2: VDOT Policy and Procedure 9

Table 3: FY-09 Funding Plan Summary 13

Table 4: FY-09 Strategic Projects 14

Table 5: Minimum 604 Funding Requirements..... 17

Table 6: Strategic Goal Indicator (X) 18

Table 7: Systems Operation Six-Year Plan (604 SoSYP) Funding 22

Table 8: State Planning and Research Funds (SPR) Request..... 24

Table 9: Installation and Construction – Northern Virginia 25

Table 10: Installation and Construction – Fredericksburg 26

Table 11: Maintenance – Northern Virginia 27

Table 12: Maintenance – Fredericksburg 28

Table 13: Operations Administration 29

Table 14: Planning and Programming 30

Table 15: Regional Operations Director 31

Table 16: Systems Engineering 32

Table 17: Traffic Engineering – Northern Virginia 33

Table 18: Traffic Engineering – Fredericksburg 34

Table 19: Traffic Operations – Northern Virginia 35

Table 20: Traffic Operations – Fredericksburg 36

FIGURES

Figure 1: NRO Organization Chart and Section Descriptions..... 7

Figure 2: Planning and Programming Process 10

Figure 3: Funding Plan Development Process 11

Figure 4: FY-09 Funding Allocations 12

Figure 5: FY-09 Strategic Focus 16

Figure 6: FY-09 Prioritized Project List..... 20

Figure 7: Project Lists for 603 Six-Year Meetings 23

APPENDICES

- Appendix A: NRO FY-09 Funding Plan
- Appendix B: NRO FY-09 Unfunded Project List
- Appendix C: NRO FY-09 Work Plan

Director's Message

I am pleased to present the Fiscal Year 2009 (FY-09) Strategic Investment Program Plan (SIPP). The SIPP provides a framework for the effective management and operation of transportation systems in the Virginia Department of Transportation's (VDOT) Northern Region Operations Directorate (NRO). The plan is a product of NRO's annual Planning and Programming Process and demonstrates our commitment to VDOT's organization-wide emphasis on Reshaping the System, Reshaping the Business, Reshaping the Work Force, and Supporting Emergency Response.

The Planning and Programming Process involves developing the annual strategic focus, identifying program and project needs, prioritizing needs based on established goals and objectives, and budgeting across multiple federal and state funds to provide resources for NRO initiatives. The SIPP summarizes the results of planning and programming efforts and lays the foundation for program delivery, evaluation, and future updates.

As it has for other units in VDOT's organization, the 44 percent reduction to primary, secondary, and urban highway construction in VDOT's FY-09 Six-Year Improvement Program (SYIP) presents a serious financial challenge to NRO. Fortunately, our annual prioritization process enables us to selectively and appropriately advance the projects and programs that best meet the goals set forth in our strategic focus:

- 1. Improve NRO Mobility and Safety**
- 2. Improve NRO Asset Preservation and Maintenance**
- 3. Expand NRO Asset Coverage and Functionality**
- 4. Improve NRO Emergency Management and Security**
- 5. Improve Intelligent Transportation System (ITS) / Operations Coordination and Efficiency**
- 6. Improve the NRO Business Process**

FY-09 will be a challenging year for NRO as our Traffic Operations section moves into the new Public Safety Transportation Operations Center (PSTOC), our Advanced Transportation Management System (ATMS) Replacement comes online, and our organization provides operations support to \$6 billion in new construction projects including the High Occupancy Toll (HOT) Lanes. We will continue to advance successful programs like the Traffic Signal Optimization Program and Bottleneck Improvement Program while implementing major projects such as the Internet Protocol (IP) Migration Project, Dynamic Message System (DMS) Upgrade, and Transportation Program Management Support.

NRO will continue to pursue relevant, well-defined, and reliable performance measures to evaluate our activities, and we will identify and pursue regional privatization opportunities to assist with operations needs. In summary, NRO will continue to leverage existing resources and incorporate new technologies to promote safety, reduce congestion, and provide information and choices to Commonwealth travelers. We have ably demonstrated our capability of wisely managing both our 'work' and our money to get the right things done. We will do it again. I appreciate your collective and individual efforts in identifying us as a model in effectively executing and managing transportation operations.



Richard W. "Dick" Steeg, P.E.
Northern Region Operations Director

I. Executive Summary

NRO is tasked with operating one of the busiest surface transportation networks in the country. However, without the financial means to operate the system, little progress can be made. The purpose of the SIPP is to link the Region's FY-09 allocations with strategic goals and objectives to ensure that NRO is getting the best possible use out of existing resources. To put it simply, this document describes who gets what, how, and why.

In FY-09, NRO identified the need for about \$163.7 million to manage its roadway operations system. So far, the Region has received a total allocation of \$88.3 million in state and federal resources (604 and 603 funds) resulting in a \$75.3 million shortfall. NRO will continue to identify and develop efficiencies with existing resources, but the budget shortfall severely limits the Region's ability to move into the next generation of transportation operations.

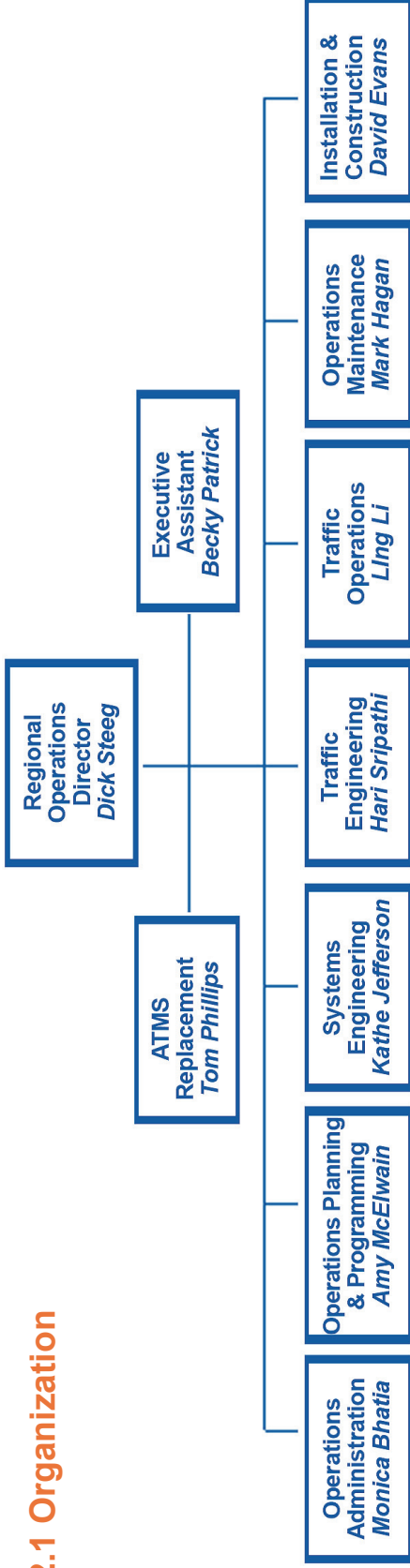
NRO's major capital replacement in FY-09 includes the Advanced Transportation Management System (ATMS) Replacement and the Dynamic Message Sign (DMS) Upgrade. The Region also reserved funding for Travel Time Data Processing and Phase 2 of the Infrastructure Maintenance Management System Upgrade.

Unfortunately, NRO was unable to fund critical Intelligent Transportation System (ITS) efforts such as Integrated Network Management, Interstate-66 Next Generation Traffic Management, and Incident Detection Integration Strategies. The Region also lacked funding for the Safety Service Patrol (SSP) expansion, Quick-Clear Towing Services, and Automatic Vehicle Location (AVL) for SSP Vehicles, all of which are part of the Commissioner's Emergency Response ITS Deployment Plan.

Fiscal programming forces explicit choices among goals, all of which cost money to implement. The FY-09 SIPP captures NRO's plan for advancing its mission of improving safety and mobility, and it implies the limits and constraints of the existing economic environment.

II. Organization & Background

2.1 Organization



Section Descriptions

Regional Operations Director – Management and budget oversight; federal, state, and regional coordination

ATMS Replacement – Planning, coordination, and transition of the Advanced Traffic Management System (ATMS)

Operations Administration – Business planning, performance management, contract administration, 604 budgeting, back-office oversight

Operations Planning and Programming – Strategic planning, ITS deployment master planning, architecture / Rule 940 oversight, operations project planning, regional coordination, annual investment planning, project development, TMP support, project programming, earmark project coordination, year-end reporting, outreach

Systems Engineering – Operations engineering analysis, project development, telecommunications master planning, research and evaluation of new technologies, specification development, and project management

Traffic Engineering – Project programming, customer service, assessment studies, safety/operational reviews, project support, planning development and coordination review, signal engineering coordination, constructability review, data collection, strategic improvement / corridor study, operations enhancement

Traffic Operations – Emergency coordination, incident management, traffic management, traveler information, work zone management, freeway and arterial operations, signal operations, roadway flow assessment, IT / network support to operations system

Maintenance – Sign maintenance, pavement markings, lighting, signal maintenance, ITS asset maintenance, telecomm maintenance

Installation and Construction – Install and construct ITS devices; signals, telecomm, and highway lighting; constructability and maintainability review

Figure 1: NRO Organization Chart and Section Descriptions

2.2 Background

NRO was established in 2006 when VDOT consolidated the roadway operations divisions from the Commonwealth’s nine transportation districts into five Regional Operations Directorates. The regional structure was based on an integrated approach to operations management and considered the system’s geography, operating environment, roadway network, and customer/stakeholder base. NRO included all of the Northern Virginia (NoVA) District and parts of the Fredericksburg and Culpeper¹ Districts.

The shift to an operations culture represented a transition from traditional transportation management – which focused primarily on construction and maintenance – to one that included roadway operations as a critical component to enhance mobility, increase safety and security, and improve highway operational performance (See Table 1).

Prior to the statewide migration, NoVA divided its Maintenance and Operations Division into two separate groups. Traffic Operations was led by an Assistant District Engineer (ADE) for Operations and supported seven key functions: administration, planning, traffic engineering, system engineering, traffic operations, maintenance and inspection, and installation and construction. That organizational design - Regional Operations Director (ROD) and seven “anchor” functions - became the functional model for the agency-wide effort and is mirrored throughout the operations directorates in the state.

While the organizational structure remained largely the same, the geographic expansion was quite significant. The entity went from serving the four counties and five cities in VDOT’s NoVA District to serving twelve counties and six cities across Northern Virginia. NRO obtained operations responsibilities – and funding – from two additional construction Districts, and was required to coordinate and communicate individually with three separate District Administrations. Additionally, the less populated areas of the newly added counties had very different needs than the highly congested NoVA District.

Over the past two years, NRO has adapted to meet these challenges and address evolving operational needs. The organization has transformed the way it manages its business, set the standard for fulfilling Rule 940 Systems Engineering requirements, and taken major steps toward updating the Region’s operations infrastructure. As the Mega Projects begin to take shape and economic and environmental conditions evolve,

Table 1: Shift to an Operations Culture

Shift to an Operations Culture	
<u>Then</u>	<u>Now</u>
Public Works (output)	Mobility (outcomes)
Project focused	Customer-oriented
“Our jurisdiction”	“Travel corridor”
8 am to 5 pm	24X7
Reactive	Proactive
Business as Usual	Performance Driven
Single Operator	Partnerships

¹ During the course of this process, Central Office announced that the regional boundaries were being redrawn, and the entire Culpeper District would become part of the Northwest Region. However, the I-66 corridor from I-81 to the DC line will still be operated by NRO.

NRO will continue to leverage people, process, and technology to ensure a safer and less congested transportation network.

III. Funding Plan Summary

3.1 Policy and Procedure

VDOT funds are governed, in part, by the Agency’s Department Policy Memoranda (DPM) Manual and Project Management Office (PMO) Policies. The policies and procedures provide the framework for consistent application of project management process on a statewide basis and facilitate accountability for Commonwealth resources. Highlights from these policy documents are provided below.

Table 2: VDOT Policy and Procedure

VDOT Policy and Procedure	
DPM 1-21	<p>All VDOT transportation projects are to be delivered in a manner consistent with the principles and practices of VDOT’s project management process as defined in the Project Management Policy and Procedures (VDOT PM Policy). This policy includes applicable procedures that outline the guidelines for project managers to follow in development and delivery of transportation projects.</p> <p>Manage Scope, Schedule, and Budget as defined in the Policy and Procedures:</p> <ul style="list-style-type: none"> - Scope changes shall be documented and approved prior to implementation - Schedule progress and key phase dates and milestones shall be kept up-to-date - Project estimates shall be kept up-to-date
PMO-Policy-2008-1	<p>All VDOT transportation projects shall have a project manager assigned from “cradle-to-grave” as part of the project development and delivery process. For the majority of projects, the project manager is not the same person throughout the lifecycle of a project. The lifecycle of a typical project can be separated into four phases: 1) Initiation; 2) Development; 3) Delivery; 4) Closeout.</p> <p>There are eight procedures/actions for which the Project Manager is responsible in the development and delivery of every VDOT transportation project:</p> <ul style="list-style-type: none"> - Project Scope and Team Meeting - Project Schedule - Project Budget and Estimates - Prepare for Advertisement - Pre-Construction Conference - CEI Budget Development and Management - Pre-Ad Construction Development - Construction Schedule Management

Table 2: VDOT Policy and Procedure (cont'd)

<p>PD-1 and PD-24 Guidelines</p>	<p>Establish the protocols for project estimate revisions, ad date revisions, and fund transfers. Prior to adjusting the estimate or schedule on a project, and prior to requesting a fund transfer, the project manager should determine if a PD-1 is required, and if so, the PD-1 will be automatically or manually generated and submitted. The project manager will also determine if a PD-24 needs to be submitted, and if the Commonwealth Transportation Board (CTB) member or CTB approval is required for the fund transfer.</p>
<p>Other important guidelines</p>	<ul style="list-style-type: none"> - Estimates are to be updated at major milestones or if information changes. - Estimates are to be refreshed every ninety days. - Estimates should be uploaded when new versions are initiated. - Progress Reports should be done monthly in Integrated Project Manager (IPM). - Consultant Evaluations are to be done twice a year. - Expenditures are verified as accurate. - Project information is maintained in IPM. - Significant documentation is uploaded into IPM.

Use of federal transportation funds is also governed by the Federal-Aid Policy Guide, which is available on the Federal Highway Administration Web site². NRO closely monitors all state and federal funding to ensure that the region is being a good steward of funds and following all applicable rules and guidelines.

3.2 Process and Schedule

The FY-09 SIPP was developed through the Planning and Programming Process, which integrates planning, implementation, and performance evaluation to help NRO further its vision in the most fiscally responsible manner possible (See Figure 2).

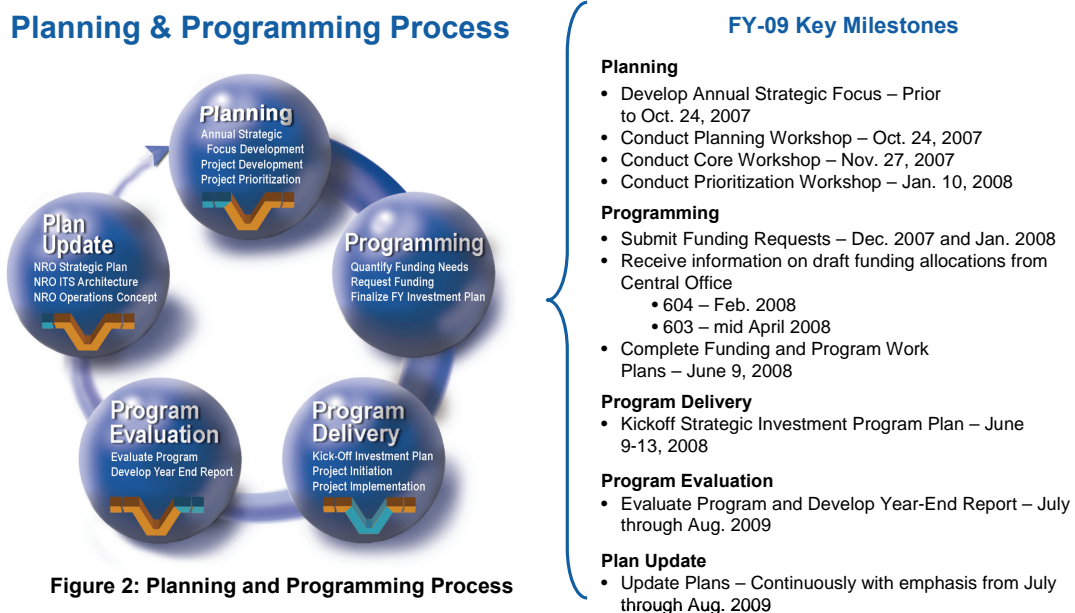


Figure 2: Planning and Programming Process

² www.fhwa.dot.gov/legregs/directives/fapgtoc.htm

3.2.1 Planning

The FY-09 Planning and Programming process kicked off October 24, 2007 with NRO's first-ever strategic Planning Workshop. The workshop brought together key NRO personnel to build consensus and understanding of the FY-09 Strategic Focus and identify projects and initiatives to support that focus. The process continued November 27, 2007 with the Core Workshop, where managers identified and quantified core funding needs such as labor and overhead, projects required by state or federal mandate, ongoing projects or contracts, and executive management priorities.

Meanwhile, from November to January team leads completed project proposals for each of the Strategic Projects identified at the Planning Workshop. The project proposal templates were mapped to the Strategic Focus and included the project scope, estimated cost, anticipated improvements, and implementation strategies. Completion of the project proposals ensured that the costs, benefits, and potential problems for each project were identified. This allowed NRO leaders to fairly and efficiently rank the proposed projects during the next step of the Planning and Process – the Prioritization Workshop.

The FY-09 Prioritization Workshop took place on January 10, 2008 and allowed NRO leaders to join together in a candid way and collaboratively prioritize the unfunded projects that best support the Region's strategic focus. Because the workshop took place in fiscal FY-08, it had an impact on FY-08 re-allocations. Consequently the I-66 Shoulder Travel Lanes (STL) System Upgrade was funded in FY-08.

To the extent possible, projects were funded based on the prioritization results. Any resources that become available during FY-09 will be allocated to unfunded projects in the order agreed upon at the workshop (See Figure 3).

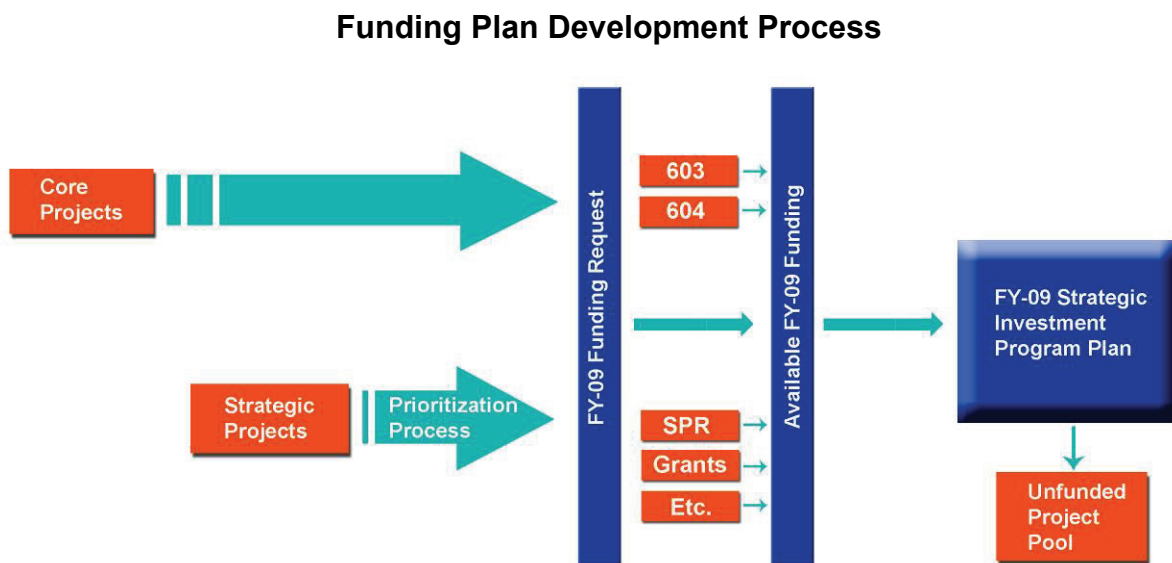


Figure 3: Funding Plan Development Process

3.2.1 Programming

Information from the Core Workshop and Prioritization Workshop was used to generate the FY-09 Funding Request, which mapped NRO needs to the various funding sources (e.g., 603, 604, SPR, grants, etc). From there, individual requests were drafted and submitted for each funding source. The Region received notification of the projected FY-09 funding allocations between February and April 2008, and, based on these notifications, developed the FY-09 Funding Plan.

3.3 Summary of Funds

For FY-09, NRO received a total allocation of \$88.3 million. About \$24.6 million or 28 percent of the allocations will go to the Maintenance Section, \$19.1 million or 22 percent will go to Traffic Engineering, and \$17.2 million or 19 percent will go to Traffic Operations. Another \$18.5 million or 21 percent of the allocations will be split between the Systems Engineering and Installation and Construction sections, and the remaining 10 percent will go to the Regional Operations Director, Operations Administration, and Planning and Programming (See Figure 4). This section provides an overview of FY-09 allocations and discusses funded and unfunded projects.

FY-09 Funding Allocations

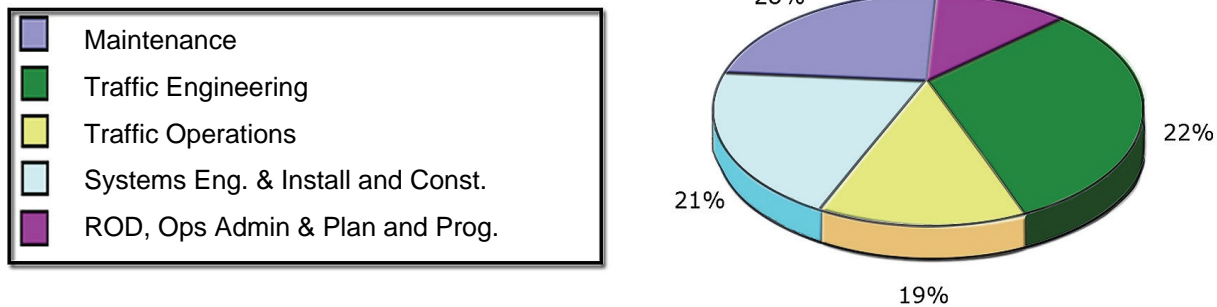


Figure 4: FY-09 Funding Allocations

3.3.1 FY-09 Funding Plan

Overall, NRO identified the need for about \$144.1 million in NoVA and \$19.5 million in Fredericksburg for FY-09. Based on identified needs, the Region requested \$163.7 million from various funding sources (603, 604, grants, etc.) So far, NoVA has been allocated about \$78.7 million and Fredericksburg was allocated \$9.6 million, resulting in a combined shortfall of \$75.3 million. The table below summarizes the total funding

request, the amount funded, and the excess (**shortfall**) in Northern Virginia and Fredericksburg (See Table 3 for a summary and Appendix A for a full Funding Plan.)

Table 3: FY-09 Funding Plan Summary

FY-09 Funding Plan Summary			
Section	Funding Need	Amount Funded	Excess (Shortfall)
Northern Virginia			
Installation and Construction	\$19,379,871	\$9,854,871	(\$9,525,000)
Maintenance	\$28,933,965	\$21,505,927	(\$7,428,038)
Operations Administration	\$1,452,221	\$1,321,452	(\$130,769)
Planning and Programming	\$6,177,283	\$2,805,430	(\$3,371,853)
Regional Operations Director	\$4,815,080	\$4,815,080	\$0
Systems Engineering	\$38,038,422	\$7,643,136	(\$30,395,286)
Traffic Engineering	\$24,916,851	\$16,389,645	(\$8,527,206)
Traffic Operations	\$20,411,453	\$14,391,908	(\$6,019,545)
Sub-total	\$144,125,146	\$78,727,449	(\$65,397,697)
Fredericksburg			
Installation and Construction	\$994,345	\$994,345	\$0
Maintenance	\$3,133,946	\$3,078,946	(\$55,000)
Traffic Engineering	\$4,226,958	\$2,678,476	(\$1,548,482)
Traffic Operations	\$11,182,184	\$2,853,163	(\$8,329,021)
Sub-total	\$19,537,433	\$9,604,930	(\$9,932,503)
TOTAL	\$163,662,579	\$88,332,379	(\$75,330,200)

3.3.2 Strategic Projects

About \$8 million or 9 percent of the FY-09 allocations will go toward new and ongoing strategic projects. The projects include the DMS Phase 1 Upgrade and the Enhancement of Real-time Freeway Performance Monitoring System, which both support the agency’s commitment to improving emergency response. A table summarizing the strategic project, priority ranking (for new projects), the strategic goal to which each project is most closely aligned to, and the amount funded for each project in FY-09 is provided below (See Table 4 on the next page). It is important to note that most of the projects support more than one strategic goal, and some of the projects on the funded list will need additional resources before they can be brought to fruition.³

³ Due to administrative priorities, the funded project list may not reflect the results from the annual Prioritization Workshop.

Table 4: FY-09 Strategic Projects

FY-09 Strategic Projects			
Strategic Project	Status / Priority	Goal	Amount Funded
DMS Upgrade, Phase 1 (Interstate) I-66 from Rte. 50 (Fair Lakes) to DC Line	Continued from FY-08	2	\$3,500,000
DMS Upgrade, Phase 1 (Primary, Leading to Interstate) I-66 from US 50 @ Fair Oaks to DC Line	Continued from FY-08	2	\$2,529,714
NRO CCTV Migration Plan to an all IP-Based Video Transport Network	Continued from FY-08	3	\$525,143
I-66 Shoulder Travel Lanes (STL) System Upgrade US 50 to I-495	Moved to FY-08 and Continued in FY-09	3	\$400,000
Enhancement of Real-time Freeway Performance Monitoring System or Travel Time Data Processing ⁴	1	1	\$215,000
Infrastructure Maintenance Management System Upgrade (Phase 2) (IMMS)	2	2	\$172,353
Evaluate Next Generation of Traffic-Signal Control Systems for NRO - Conducted by Research Council	5	3	\$500,000
Ramp Metering Control Optimization and Freeway Bottleneck Analysis	12	1	\$150,000
TOTAL			\$7,992,210

Lack of funding for the improvement of ITS Operations Coordination and Efficiency as well as improvements to the NRO Business Process is expected to result in little achievement toward these strategic goals in FY-09. It should also be noted that the Feasibility Study for the Next Generation of Traffic Control Systems will be conducted by the Research Council and funded by VDOT's Central Office. This demonstrates the value of the Planning Workshop because NRO's efforts to identify and define funding need generated the visibility necessary to appear on the council's radar screen.

3.3.3 Unfunded Projects

The \$75.3 million shortfall leaves critical projects such as DMS Phase 1 Upgrade implementation, Overhead Traffic Sign Structure Replacement, DMS Travel Time implementation, and SSP and TOC Operations partially funded. Several other NRO projects that are consistent with the Commissioner's Emergency Response ITS Deployment Plan are completely unfunded in FY-09. These projects include the SSP Expansion, Quick-Clear Towing Services, and AVL for SSP. The funding shortfall also

⁴ NRO did not get approval from Central Office to continue the current Real-Time Performance Monitoring System, so the scope will need to be changed before the project can move forward.

limits NRO's ability to complete two strategic and systems projects – IP Migration Phase II: DMS and Detection and I-66 Shoulder Lane Control Signal Upgrade implementation. Likewise, NRO will not be able to move forward with several strategic planning efforts that could lead the region to the next generation of traffic operations. These projects include Integrated Network Management, Next Generation Traffic Management, and Incident Detection Integration Strategy development.

Labor and overhead across the directorate was also cut, necessitating additional reductions to line items such as staff augmentation. The Unfunded Project List is detailed in Appendix B. In the event that additional funding becomes available in FY-09, NRO has proposals prepared for 11 strategic projects identified through the Planning and Programming Process. Projects that do not receive funding in FY-09 will be reconsidered and redefined at the FY-10 Planning Workshop.

IV. Workshop Summaries

As described in the Process and Schedule section, the FY-09 Funding Plan development process included three strategic workshops: the Planning Workshop, Core Workshop, and Prioritization Workshop. This section summarizes each workshop and discusses the workshop results.

4.1 Planning Workshop

The Planning and Programming Process for the FY-09 SIPP kicked off October 24-25, 2007 with NRO's first-ever facilitated Planning Workshop. This event, held at Graves Mountain Lodge, brought together NRO first- and second-line managers to build consensus and understanding of the FY-09 Strategic Focus and generate a list of projects and initiatives to support that focus. At the end of the workshop, participants volunteered to take the lead in developing proposals for each of the projects identified for consideration at the Prioritization Workshop.

4.1.1 Strategic Focus Development

NRO is tasked with managing one of the most congested transportation systems in the country. Identification of the strategic focus for the region helps the directorate concentrate limited resources on the projects and programs that best meet the Region's needs. The strategic focus helps leaders tactically plan and prioritize possible projects; promotes consistency among federal, state, and regional visions; and helps NRO make better investment decisions.

For FY-09, the Planning team started the strategic focus development by generating a matrix of goals and objectives from 12 state and local planning documents (e.g., NRO Strategic Plan, Statewide Strategic Focus, Metropolitan Washington Council of Governments (MWCOG) Regional Planning Documents, etc.). The staff analyzed the

matrix to identify common themes and incorporated performance measures to develop SMART (Specific, Measureable, Achievable, Realistic, and Timely) goals and objectives.

At the planning workshop, NRO managers discussed each goal and objective and reached consensus on the FY-09 Strategic Focus (See Figure 5).

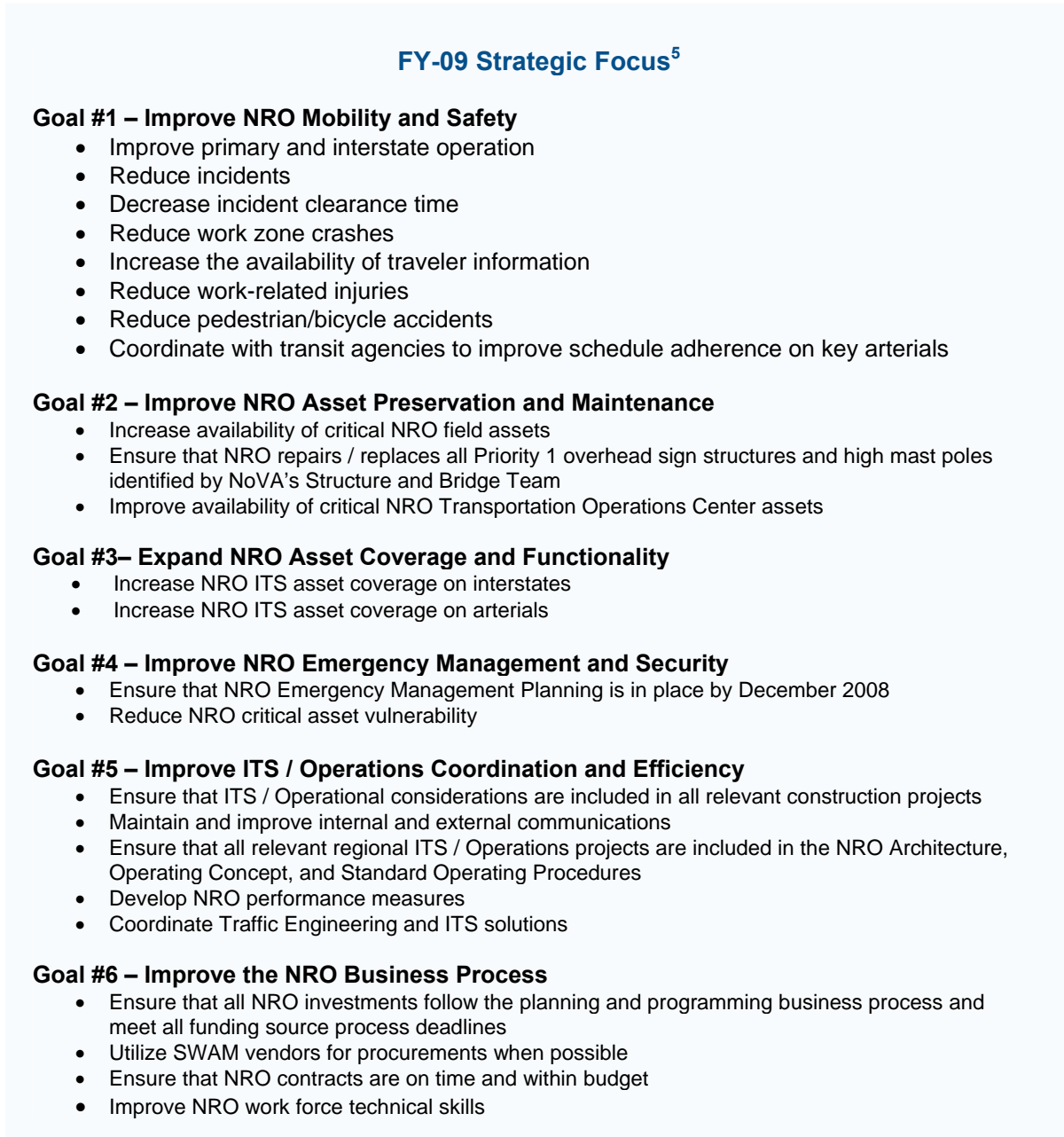


Figure 5: FY-09 Strategic Focus

⁵ The \$75.3 million funding shortfall will severely limit NRO's abilities to meet the strategic goals identified at the Planning Workshop.

4.1.2 Proposed Projects

Setting the annual strategic focus enables NRO managers to discuss ongoing challenges and generate new and exciting ideas to meet those challenges. However, without a list of initiatives and projects to support that focus – and without the resources and processes to carry out those projects – the goals and objectives set forth in the strategic focus would never be accomplished.

Prior to the FY-09 Planning Workshop, Planning and Programming staff reviewed the FY-08 Program Work Plan and gathered information from NRO staff to develop a list of projects that support each strategic goal. The list included projects that had been tabled in FY-08, continuations of current projects, and new projects that could further the goals and objectives identified in the strategic focus. Once NRO managers reached consensus on the strategic focus, they began deliberating on a list of 45 potential projects. Participants made recommendations for changes and/or additions and agreed on a final project list. After the list was finalized, a team lead and support staff were identified for each project to develop proposals.

4.2 Core Workshop

The FY-09 Planning and Programming process continued November 27, 2007 with the Core Workshop. The goal of the workshop was to identify and quantify funding needs, reach consensus on core budget items, and establish minimum funding requirements for FY-09. Prior to the workshop, Section Managers submitted estimates for core budget items such as labor and overhead, ongoing projects, and routine activities. Planning and Programming staff consolidated the information into the proposed Core Plan and presented it at the workshop. Participants discussed the proposed plan and agreed on the minimum funding needs for FY-09 (See Table 5). This information was then transitioned to Operations Administration to develop the 604 budget.

Table 5: Minimum 604 Funding Requirements

Minimum 604 Funding Requirements	
Installation and Construction	\$5,010,014
Maintenance	\$18,070,846
Maintenance – Fredericksburg	\$3,078,946
Operations Administration	\$699,868
Planning & Programming	\$1,577,185
Regional Operations Director	\$1,245,080
Systems Engineering	\$544,982
Traffic Engineering	\$5,948,077
Traffic Engineering – Fredericksburg	\$513,036
Traffic Operations	\$14,990,230
Traffic Operations –Fredericksburg	\$621,952
TOTAL	\$52,300,216

4.3 Prioritization Workshop

The purpose of the FY-09 Prioritization Workshop was to analyze and prioritize projects according to their projected impact on the Region’s strategic focus. Prior to the workshop, a Project Prioritization Model (PPM) was developed to reduce subjectivity and facilitate fiscally responsible and objective funding decisions. The PPM included six critical variables.

$$\text{Benefit} * [\text{Cost} + \text{Strategy} + \text{Opportunity}] = (\text{X} * \text{Y} * \text{Z}) * (\text{C} + \text{S} + \text{O})$$

4.3.1 Strategic Goal Indicator (X)

To determine the Strategic Goal Indicator (X), each NRO manager divided 100 points between the six goals agreed upon at the prioritization workshop. The votes were cast at the beginning of the prioritizations process, and the average points were applied to the strategic goal that best aligned with each project. The appropriate goal was determined by consensus following each project proposal presentation. Table 6 summarizes the results.

Table 6: Strategic Goal Indicator (X)

Strategic Goal Indicator (X)	
Strategic Goal	Weight
Goal #1 – Improve NRO Mobility and Safety	30
Goal #2 – Improve VDOT NRO Asset Preservation and Maintenance	24.44
Goal #3 – Expand NRO Asset Coverage and Functionality	13.89
Goal #4 – Improve NRO Emergency Management and Security	11.67
Goal #5 – Improve Regional ITS / Operations Coordination and Efficiency	11.11
Goal #6 – Improve NRO Business Process	8.89
TOTAL	100

4.3.2 Performance Measure Indicator (Y)

The purpose of the Performance Measure Indicator (Y) is to sustain or improve organizational performance. The indicator was defaulted to 1 this year because the Region did not have any baseline data but kept in the model to stress how important performance measures are for the ultimate success of the organization.

* Project 5.4.1 – Develop and Track Performance Measures was designated as a Core Project during the Prioritization Workshop but it did not receive funding in FY-09.

4.3.3 Projected Impact on Strategic Goal (Z)

Following each proposal presentation, NRO managers voted on the level of impact they believed the project would have on the corresponding strategic goal. Three points were allocated for projects with high impact, two points for medium impact, and one point for low impact. The votes were then averaged to determine the Projected Impact on Strategic Goal (Z).

4.3.4 Cost Indicator (C)

The estimated cost of each project was included in the proposal template, and NRO managers were asked to raise any concerns about the cost estimates at the end of each presentation. Once managers came to a consensus, the estimate was entered into a formula to determine the relative project cost.

$$\frac{\text{Total Project Cost / Individual Project Cost}}{\text{Total Number of Prioritized Projects}}$$

4.3.5 Strategic Objective Indicator (S)

The Strategic Objective Indicator (S) assesses how relevant each project is in supporting the FY-09 strategic objectives. The objectives were included in the Project Proposal Templates, and the Planning and Programming team analyzed and adjusted the proposals for consistency. NRO managers reviewed the strategic objectives at the end of each presentation to ensure consensus, and five points were allocated for each strategic area of emphasis. For instance, the Next Generation I-66 Lane Control Project mapped to five strategic objectives for 25 points.

4.3.6 Opportunity Indicator (O)

The Opportunity Indicator (O) denotes whether the strategic project is an enabling investment. Opportunities were identified in the Project Proposals, and team leads were asked to describe how the project would impact other projects at the end of each proposal presentation. Five points were assigned to projects determined to enable or increase the success of other projects.

4.3.7 Prioritization Results

Project leads presented proposals for 25 projects, and, after each presentation, the NRO Director and Section Managers voted or reached consensus on the critical variables. Based on the prioritization results, 15 projects were considered for the FY-09 Funding Request (See Figure 6 on the next page), five projects were designated as core, and two were moved to FY-08. Projects that were deemed premature went into the Unfunded Project Pool. If additional resources become available during the fiscal year, that funding will be utilized to implement the strategic projects in prioritized order (to the extent possible).

FY-09 Prioritized Project List

1. Enhancement of Real-time Freeway Performance Monitoring System (real-time traffic monitoring and analysis)
2. Integrated Network Management Concept of Operations
3. Infrastructure Maintenance Management System Upgrade (Phase 2)
4. VDOT NRO Safety Service Patrol Expansion – Interstates and Arterials
5. Next Generation Traffic Control System Feasibility Study
* *Incorporates Alternative Signal Control System*
6. VDOT NRO Rural Intelligent Transportation System (ITS) Program
7. Incident Detection Integration Study
8. Highway Advisory Radio (HAR) Assessment and Deployment Plan Development
9. Next Generation Traffic Management
10. Replacement / Upgrade of Second NRO Incident Management Mobile Command Unit
11. Implement Automatic Vehicle Location (AVL) in Safety Service Patrol Vehicles
12. Ramp Metering Control Optimization and Freeway Bottleneck Analysis
13. Workforce Development Program
14. Critical Infrastructure Protection Study
15. Incident Scenario-Based Sensitivity Analysis of Capacity Changes on the NRO Freeway System

Projects Funded in FY-08

1. Next Generation I-66 Lane Control System
2. Advanced Traffic Management System (ATMS) Hardware and Commercial Off-the-Shelf (COTS) Software Procurement

Projects Designated as Core

1. Lake Variable Message Signs Removal Process
* *Looped into overall Dynamic Message Sign (DMS) Project*
2. Intersection Safety Assessment and Implementation Program
3. Pedestrian Countdown Signal Program
4. Emergency Evacuation Plan Development and Optimization in the NRO Region
5. Develop and Track NRO Performance Measures

Figure 6: FY-09 Prioritized Project List

V. Funding Requests / Allocations

NRO funding is derived from a variety of federal, state, and local resources including state and federal 604 funds (mostly core activities); 603 funds from VDOT's "Six-Year Improvement Program" (SYIP) including districtwide (DW) funds for maintenance and operations; State Planning and Research Federal Funds (SPR); grants; and local funds. Each funding source has its own funding process, and the Planning and Programming team is responsible for ensuring that NRO staff is aware of processes associated with each type of fund.

Development and submission of funding requests is an ongoing activity, but some of the key milestones include:

- **Commonwealth Transportation Board (CTB) Fall Transportation Meetings** (*September – October*)
- **District Programming Requests** (*December – January*)
- **Draft Six-Year Improvement Plan (SYIP) published for comment** (*March – April*)
- **District briefings to CTB members prior to SYIP approval** (*January - April*)

5.1 Federal and State 604 Funds

Federal and state 604 funds are allocated in the System Operations Six-Year Plan (SoSYP) and are primarily intended for core activities such as labor, overhead, and supplies. Following the Core Workshop, the Planning and Programming team worked with Operations Administration and the Regional Operations Director to determine the final FY-09 projected needs. The Operations Administration team then submitted the information to the appropriate contacts in Central Office.

NRO identified the need for \$84.4 million in 604 funds and received \$50.3 million resulting in a \$34.1 million shortfall (See Table 7 on the next page). The lack of 604 funds limits resources for salaries and overhead and prevents NRO from implementing projects and activities deemed critical by the Director and Section Managers.

Table 7: Systems Operations Six-Year Plan (604 SoSYP) Funding

Systems Operations Six-Year Plan (604 SoSYP) Funding			
Project / Program Name	Total Need	Amount Funded	Excess (Shortfall)
Installation & Construction	\$5,010,014	\$4,110,014	(\$900,000)
Installation & Construction – Fredericksburg	\$0	\$0	\$0
Maintenance	\$30,944,846	\$19,826,808	(\$11,118,038)
Maintenance – Fredericksburg	\$3,133,946	\$3,078,946	(\$55,000)
Operations Administration	\$1,002,221	\$871,452	(\$130,769)
Operations Programming & Planning	\$3,783,083	\$1,554,343	(\$2,228,740)
Regional Operations Director	\$3,428,413	\$3,345,080	\$83,333
Systems Engineering	\$7,774,982	\$688,279	(\$7,086,703)
Traffic Engineering	\$8,550,241	\$5,486,851	(\$3,063,390)
Traffic Engineering – Fredericksburg	\$513,036	\$513,036	\$0
Traffic Operations	\$19,403,924	\$9,993,239	(\$9,410,685)
Traffic Operations – Fredericksburg	\$901,952	\$871,952	(\$30,000)
TOTAL	\$84,446,658	\$50,340,000	(\$34,106,658)

5.2 Federal and State 603 Funds

Federal and State 603 funds are allocated in the Six-Year Improvement Plan (SYIP) and are primarily intended for capital improvement projects. Based on the Prioritization Workshop results, the Programming team provided project candidate requests to the NoVA, Fredericksburg, and Culpeper districts for inclusion in the SYIP. The proposed project list and funded projects are summarized in Figure 8 (on the next page).

NRO submitted 28 candidate projects for consideration, with 21 in Northern Virginia and seven in Fredericksburg. Projects spanning all three districts include the Sign Inventory and Condition Assessment, the Dynamic Message Sign (DMS) projects, the Closed Circuit Television (CCTV) projects, and the installation and timing of traffic signals.

Project Lists for 603 Six-Year Meetings

Northern Virginia (NoVA) District

1. Sign Inventory and Condition Assessment
2. Dynamic Message Sign (DMS) Upgrades and Installations
3. Dynamic Message Sign (DMS) Travel Time
4. Closed Circuit Television (CCTV) Installation and Distribution
5. Closed Circuit Television (CCTV) Migration to an all IP-Based Video Transport Network
6. Support transition of NoVA Traffic Operations Center (TOC) to the Public Safety Transportation Operations Center (PSTOC)
7. Advanced Traffic Management System (ATMS) Replacement
8. Maintain Intelligent Transportation System (ITS) Field Equipment
9. Telecom Leasing Fees
10. Maintain / Expand VDOT's Fiber Communications Network
11. State Labor at NoVA Traffic Operations Center (TOC)
12. Contract Labor and Support Services at the NoVA Traffic Operations Center (TOC)
13. State Labor for the Safety Service Patrol (SSP)
14. Contract Labor for the Safety Service Patrol (SSP)
15. Install New Traffic Signals
16. Maintain / Rehabilitate Existing Traffic Signals
17. Optimize Signal Timing
18. Bottleneck Mitigation and Safety Improvement Program
19. Install Guardrail Districtwide on Primary System
20. Corridor Safety and Capacity Assessment Program
21. Intersection Safety Review Program

Fredericksburg District

1. Sign Inventory and Condition Assessment
2. Dynamic Message Signs (DMS) Upgrades and Installations
3. Dynamic Message Sign (DMS) Travel Time
4. Closed Circuit Television (CCTV) Installation and Distribution
5. Support / Upgrade Thornburg Traffic Operations Center (TOC)
6. Install New Traffic Signals
7. Optimize Signal Timing

Figure 7: Project Lists for 603 Six-Year Meetings

5.3 Additional Funding Sources

Each year, VDOT receives a federal apportionment of SPR funds and Metropolitan Planning (PL) funds that are allocated in the “SPR Work Plan.” The funds are provided for “Planning and Research Program Administration” and governed by the Federal Highway Administration (FHWA).

For FY-09/10, NRO requested about \$1.8 million in SPR funds for projects such as the annual SIPP development process, ITS Architecture Maintenance and Use Support, and the Corridor Assessment on Capacity and Safety (See Table 8). The Region did not receive any SPR funds so the core items were funded through 604 funds.

Table 8: State Planning and Research Federal Funds (SPR) Request

State Planning and Research Federal Funds (SPR) Request	
Annual NRO Strategic Investment Program Plan (SIPP)	\$800,000
ITS Architecture Maintenance and Use Support	\$150,000
Corridor Assessment on Capacity and Safety	\$800,000
NRO Strategic Program Plan Maintenance	\$80,000
TOTAL	\$1,830,000

VI. Section Summaries

This section summarizes the funding and major initiatives for each NRO Section in FY-09. Each subsection includes the section highlights and a table summarizing the FY-09 funding need, amount funded, and excess/shortfall. The Installation and Construction, Maintenance, Traffic Engineering, and Traffic Operations sections have separate highlights and tables for Fredericksburg District funds. (See Appendix C, NRO FY-09 Work Plan, for a full list of funded activities.)

It should be recognized that projects can span several sections within NRO. For example, the DMS Upgrade project was developed at a high level by Planning and Programming Section, is under design by the Systems Engineering Section, will be constructed by the Installation and Construction Section, and, once constructed, will be operated by the Traffic Operations Section and maintained by the Maintenance Section.

6.1 Installation and Construction

The Installation and Construction Section is responsible for constructing and installing ITS devices, signals, telecommunication systems, and highway lighting as well as constructability and maintainability review. In FY-09, the section will

undertake the massive job of retrofitting and upgrading the overhead signs on the national highway system. The team will also oversee the relocation of fiber optic cable on I-66 inside the Beltway and implement the Vehicle Over-Height Warning System at I-95 and Rte. 17 in the Fredericksburg District.

Installation and Construction Highlights – Northern Virginia:

- Installation and Construction requested \$19.4 million to fund core initiatives, ongoing projects, and candidate programs in the NoVA District.
- About \$5 million of the requested allocation were designated for core projects, including the Traffic Signal Rehabilitation project.⁶ About \$4 million will be received; leaving a \$900,000 shortfall.
- \$14.4 million in needs was identified to fund ongoing projects and candidate programs, including the installation of Uninterrupted Power Supplies (UPS) on the district’s ITS field assets. \$5.7 million will be received; leaving an \$8.6 million shortfall.

Table 9: Installation and Construction – Northern Virginia

Installation and Construction – Northern Virginia			
Project / Program Name	Total Need	Amount Funded	Excess (Shortfall)
604 Labor/Overhead/Equipment	\$510,014	\$510,014	\$0
604 Projects			
Technical Inspection	\$100,000	\$100,000	\$0
Traffic Signal Loop Replacement and Installation	\$500,000	\$500,000	\$0
Traffic Signal Rehabilitation / Maintenance	\$3,900,000	\$3,000,000	(\$900,000)
603 Projects	\$14,369,857	\$5,744,857	(\$8,625,000)
TOTAL	\$19,379,871	\$9,854,871	(\$9,525,000)

Installation and Construction Highlights – Fredericksburg:

Installation and Construction requested about \$1 million to fund the ongoing Vehicle Over-Height Warning System in the Fredericksburg District. The project was fully funded through its project UPC leaving no shortfall.

⁶ Installation and Construction’s 604 Funded Projects were the only projects designated as core.

Table 10: Installation and Construction – Fredericksburg

Installation and Construction – Fredericksburg			
Project / Program Name	Total Need	Amount Funded	Excess (Shortfall)
604 Labor/Overhead/Equipment	\$0	\$0	\$0
604 Projects	\$0	\$0	\$0
603 Projects			
Vehicle Over-Height Warning System at Rte 17 & I-95	\$994,345	\$994,345	\$0
TOTAL	\$994,345	\$994,345	\$0

6.2 Maintenance

The Maintenance Section is responsible for the upkeep and preservation of signs, pavement markings, lighting, signals, ITS assets, and telecommunications systems. In FY-09, the Maintenance Section will promote NRO’s goal of improving asset preservation and maintenance by providing Preventative Maintenance for ITS Field Devices.

Maintenance Highlights – Northern Virginia:

- Maintenance requested \$28.9 million to fund core initiatives, programs, and ongoing projects in the NoVA District.
- About \$18.1 million of the requested funds were designated as core initiatives and \$14.6 million will be received; leaving a \$3.4 million shortfall for core initiatives.
- \$10.9 million was requested for ongoing projects and candidate programs, of which \$6.9 will be funded; leaving a \$4.0 million shortfall for ongoing and candidate projects
- Maintenance ended up with a total \$7.4 million shortfall for FY-09.
- Preventative Maintenance for ITS Field Devices was fully funded from its UPC for \$1,500,000.
- Maintenance staff will represent the NRO during the Research Council’s project - “Evaluate Next Generation of Traffic-Signal Control Systems.” This evaluation had been identified as a need for the NRO, so the provision of \$500,000 in funding by the Research Council is identified as meeting the funding need.

- Many of NRO's ITS assets are beyond their lifecycle, so resources will need to shift from maintaining existing devices to installing new devices in upcoming fiscal years.

Table 11: Maintenance – Northern Virginia

Maintenance – Northern Virginia			
Project / Program Name	Total Need	Amount Funded	Excess (Shortfall)
604 Labor/Overhead/Equipment	\$18,070,846	\$14,622,808	(\$3,448,038)
604 Projects / Programs			
IMSA Training	\$6,000	\$6,000	\$0
Traffic Signal Conflict Monitors – NoVA	\$75,000	\$25,000	(\$50,000)
Traffic Signal Control Cabinets – NoVA	\$900,000	\$800,000	(\$100,000)
Traffic Signal UPS	\$200,000	\$0	(\$200,000)
Traffic Signal LED replacement program	\$200,000	\$0	(\$200,000)
ITS Speed Sensor Maintenance	\$20,000	\$0	(\$20,000)
Pedestrian Countdown Signal Program	\$100,000	\$0	(\$100,000)
Pavement Marking Contracts for NoVA Co.s	\$6,000,000	\$3,000,000	(\$3,000,000)
Pavement Marking - Thermoplastic, Latex,	\$100,000	\$100,000	\$0
Eradication - remove pavement markings	\$100,000	\$100,000	\$0
Wood & Steel Post	\$100,000	\$100,000	\$0
Signs: Panel Replacement	\$10,000	\$10,000	\$0
Signs: Interstate: Maintenance Life-Cycle Preventative Maintenance – NoVA	\$100,000	\$100,000	\$0
Signs: Interstate: Maintenance Life-Cycle Preventative Maintenance - Fred ⁷	\$40,000	\$40,000	\$0
Signs: Primary: Maintenance Life-Cycle Preventative Maintenance – NoVA	\$400,000	\$345,000	(\$55,000)
Signs: Primary: Maintenance Life-Cycle Preventative Maintenance – Fred	\$15,000	\$15,000	\$0
Rosslyn Tunnel Ventilation	\$12,000	\$12,000	\$0
Storage Container Rental	\$1,000	\$1,000	\$0
Traffic Signal Communication Support	\$550,000	\$550,000	\$0
Truck Rollover Warning System	\$5,000	\$0	(\$5,000)
Manholes - I-66, 395 & 495	\$250,000	\$0	(\$250,000)
603 Projects	\$2,000,000	\$2,000,000	\$0
TOTAL	\$29,254,846	\$21,826,808	(\$7,428,038)

⁷ These projects are being completed in Fredericksburg but funded by the NoVA SoSYP.

Maintenance Highlights – Fredericksburg:

The Maintenance Section requested \$55,000 in funding for traffic signal conflict monitors and control cabinets in the Fredericksburg District. Neither of these programs will be funded. However, 20 core initiatives, including Pavement Messages, Signs, Lighting and Traffic Signals, were introduced, and they will be funded for about \$3.1 million.

Table 12: Maintenance - Fredericksburg

Maintenance – Fredericksburg			
Project / Program Name	Total Need	Amount Funded	Excess (Shortfall)
604 Labor/Overhead/Equipment	\$3,078,946	\$3,078,946	\$0
604 Projects			
Traffic Signal Conflict Monitors	\$5,000	\$0	(\$5,000)
Traffic Signal Control Cabinets	\$50,000	\$0	(\$50,000)
603 Projects	\$0	\$0	\$0
TOTAL	\$3,133,946	\$3,078,946	(\$55,000)

6.3 Operations Administration

Operations Administration oversees NRO's business planning, performance management, and contract administration. The section also manages 604 budgeting and back-office oversight. For FY-09, the section will continue advancing NRO's goal to improve the business process through Phase 2 of the Infrastructure Maintenance Management System (IMMS) Upgrade. Unfortunately, the development of NRO performance measures will be delayed once again due to budget constraints.

Operations Administration Highlights:

- Operations Administration requested about \$1.5 million to fund various initiatives and projects.
- Of that amount, about \$700,000 was core and it was almost entirely funded, leaving a \$31,000 shortfall.
- About \$752,000 was requested for ongoing and candidate projects and \$652,000 will be funded; leaving a \$100,000 shortfall.
- The development of NRO Performance Measures (\$100,000) – which supports NRO's goal of improving its business process – was left unfunded for the third year in a row.

Table 13: Operations Administration

Operations Administration			
Project / Program Name	Total Need	Amount Funded	Excess (Shortfall)
604 Labor/Overhead/Equipment	\$699,868	\$669,099	(\$30,769)
604 Projects			
IMMS Software Maintenance	\$30,000	\$30,000	\$0
Infrastructure Maintenance Management System Upgrade (Phase 2) (IMMS)	\$172,353	\$172,353	\$0
Develop and Track NRO Performance Measures	\$100,000	\$0	(\$100,000)
603 Projects	\$450,000	\$450,000	\$0
TOTAL	\$1,452,221	\$1,321,452	(\$130,769)

6.4 Planning and Programming

The Planning and Programming Section is responsible for strategic planning and programming efforts including NRO Strategic Program Plan development; ITS architecture and Rule 940 oversight; ITS deployment master planning; regional coordination; annual investment planning; project development; TMP support; project programming; earmark project coordination; year-end reporting; and outreach.

Due to budget constraints, in FY-09 the Planning and Programming team will focus on completing the development of ITS deployment projects identified during the FY-08 Master Planning effort. The section will complete the development and “place the ITS projects on the shelf,” so that NRO can easily move forward when resources become available. These plans will also guide ITS development associated with the construction of projects by developers, PPTA’s, local jurisdictions, etc.

In the meantime, the team will transition as many ITS projects to the engineering phase as possible. The lack of resources in FY-09 will necessitate a reduction in the consultant staff augmentation support and result in zero funding for the outreach program.

Planning and Programming Highlights:

- Planning and Programming requested \$6.2 million for core initiatives, ongoing programs, and candidate projects.

- About \$1.6 million was requested for core projects and \$1.4 million will be funded; leaving a \$200,000 shortfall.
- About \$4.6 million was requested for ongoing and candidate projects and \$2.7 million will be funded; resulting in a total \$3.4 million shortfall.

Table 14: Planning and Programming

Planning and Programming			
Project / Program Name	Total Need	Amount Funded	Excess (Shortfall)
604 Labor/Overhead/Equipment	\$1,577,185	\$1,376,164	(\$201,021)
604 Projects			
NRO Outreach Program	\$18,000	\$0	(\$18,000)
Develop Future NRO Strategic Program (SIPP) FY-10 & 11	\$150,000	\$115,179	(\$34,821)
Develop Consistency among Suite of NRO Plans	\$50,000	\$0	(\$50,000)
NRO Architecture Expansion, Maintenance, and Support <i>*\$93,316 funded by SPR</i>	\$157,898	\$156,316	(\$1,582)*
Integrated Corridor Decision Support Tool Enhancement	\$20,000	\$0	(\$20,000)
Integrated Network Management Concept of Operations	\$300,000	\$0	(\$300,000)
VDOT NRO Rural ITS Program	\$100,000	\$0	\$100,000
Incident Detection Integration Strategies	\$300,000	\$0	\$300,000
HAR Assessment and Deployment Plan Development Study	\$40,000	\$0	\$40,000
Critical Infrastructure Protection Study	\$70,000	\$0	\$70,000
603 Projects	\$3,394,200	\$1,157,771	(\$2,236,749)
TOTAL	\$6,177,283	\$2,805,430	(\$3,371,853)

6.5 Regional Operations Director

The Regional Operations Director manages and oversees all NRO activities and represents the directorate in federal, state, and regional coordination. This section of the Funding Plan also includes the ATMS Replacement project, which involves the planning, coordination, and transitioning of the Advanced Traffic Management System (ATMS). Between administrative oversight and the transition of ITS infrastructure, the Regional

Operations section will support all six of the goals outlined in the Region’s strategic focus in FY-09.

Regional Operations Director Highlights:

- Regional Operations requested \$4.8 million for core initiatives, programs, and projects.
- About \$1.2 million was designated as core and that amount will be completely funded.
- About \$3.6 million was requested for programs and projects, and that amount will be fully funded, as well.

Table 15: Regional Operations Director

Regional Operations Director			
Project / Program Name	Total Need	Amount Funded	Excess (Shortfall)
604 Labor/Overhead/Equipment	\$1,245,080	\$1,245,080	\$0
604 Projects			
Operation Management- ATMS Replacement	\$2,100,000	\$2,100,000	\$0
Operation Management- ATMS Replacement Consultant Support * - funded by Central Office	\$83,333	\$83,333*	\$0
603 Projects	\$1,386,667	\$1,386,667	\$0
Total	\$4,815,080	\$4,815,080	\$0

6.6 Systems Engineering

The Systems Engineering Section provides operations engineering analysis, develops and manages projects, performs telecommunications master planning, researches and evaluates new technologies, and develops specifications/test plans for equipment and technology deployments. In FY-09, the Systems Engineering section will support NRO’s goal of improving safety and mobility on the Region’s roadway network through the design of DMS Phase I and the I-66 STL Upgrade. In spite of funding restraints, the section is planning to move ahead with the migration of existing DMS and Incident Detectors to the Internet Protocol (IP) Network.

Systems Engineering Highlights:

- Systems Engineering requested \$38 million for core initiatives, programs and projects.

- About \$688,000 was designated as core and \$688,000 will be funded.
- About \$37.4 million was requested for programs and projects and \$7 million will be funded; leaving a \$30.4 million shortfall.

Table 16: Systems Engineering

Systems Engineering			
Project / Program Name	Total Need	Amount Funded	Excess (Shortfall)
604 Labor/Overhead/Equipment	\$688,279	\$688,279	\$0
604 Projects			
SESITS - Systems Engineering Source for ITS Technology System	\$200,000	\$0	(\$200,000)
IP Migration Phase II: DMS & Other ITS Devices	\$500,000	\$0	(\$500,000)
Workforce Development	\$100,000	\$0	(\$100,000)
603 Projects	\$36,550,143	\$6,954,857	(\$29,595,286)
TOTAL	\$38,038,422	\$7,643,136	(\$30,395,286)

6.7 Traffic Engineering

NRO’s Traffic Engineering Section conducts assessment studies, safety/operational reviews, planning development and coordination reviews, and constructability reviews. The section is also responsible for project programming, customer service, signal engineering coordination, data collection, strategic improvement / corridor studies, and operations enhancement. Due to the absence of districtwide funding in FY-09, the Traffic Engineering Section will need to leverage Highway Safety Improvement Program (HSIP) funds as much as possible. Available resources will enable the section to support NRO’s goal of improving ITS/Operations coordination and efficiency through traffic counts and various Corridor Assessment of Capacity and Safety Programs.

Traffic Engineering Highlights – Northern Virginia:

- Traffic Engineering requested \$24.9 million for the NoVA District.
- Of that, \$5.9 million was requested for core initiatives and \$3.6 million will be funded; leaving a \$2.4 million shortfall.
- The remaining \$18.9 million was requested for projects and programs including Traffic Counts and Corridor Assessment of Capacity and Safety Program. About \$12.8 million will be funded; leaving a \$6 million shortfall.

- Of the many projects for which TE requested funding, most will have funding available via VDOT's "Six-Year Improvement Program" (their UPC's).
- Traffic Engineering's total shortfall for FY-09 will be about \$8.5 million.

Table 17: Traffic Engineering – Northern Virginia

Traffic Engineering – Northern Virginia			
Project / Program Name	Total Need	Amount Funded	Excess (Shortfall)
604 Labor/Overhead/Equipment	\$5,948,077	\$3,569,960	(\$2,378,117)
604 Projects			
Traffic Counts	\$377,739	\$377,739	\$0
TE Studies – Utilize Consultant Services	\$200,000	\$200,000	\$0
Corridor Assessment of Capacity and Safety	\$400,000	\$400,000	\$0
Corridor Assessment: Gallows Road Corridor Study	\$170,000	\$170,000	\$0
Intersection Condition Assessment	\$250,000	\$169,152	(\$80,848)
Intersection Safety Assessment and Implementation Program	\$250,000	\$0	(\$250,000)
Signals: Modifications for Traffic Signals	\$900,000	\$600,000	(\$300,000)
603 Projects	\$16,421,035	\$10,902,794	(\$5,518,241)
TOTAL	\$24,916,851	\$16,389,645	(\$8,527,206)

Traffic Engineering Highlights – Fredericksburg:

- Traffic Engineering requested \$4.2 million to fund core initiatives, programs and projects in the Fredericksburg District.
- Of that, about \$513,000 was designated as core, and it was fully funded.
- The other \$3.7 million was requested for projects and programs. It appears that there will be a deficit of approximately \$1.5 million dollars for TE's Fredericksburg projects. However, reallocation of existing districtwide funds and use of Fredericksburg's HSIP, where permissible, could significantly reduce this deficit.

Table 18: Traffic Engineering – Fredericksburg

Traffic Engineering – Fredericksburg			
Project / Program Name	Total Need	Amount Funded	Excess (Shortfall)
604 Labor/Overhead/Equipment	\$513,036	\$513,036	\$0
604 Projects	\$0	\$0	\$0
603 Projects	\$3,713,922	\$2,165,440	(\$1,548,482)
Total	\$4,226,958	\$2,678,476	(\$1,548,482)

6.8 Traffic Operations

The Traffic Operations Section ensures that NRO roadways are operating smoothly through emergency coordination, incident management, traffic management, and work zone management. The section is also responsible for freeway and arterial operations, signal operations, and roadway flow assessments. Traffic Operations also provides IT / Network support and information to highway travelers in the Commonwealth. In FY-09, the Traffic Operations Section will continue to improve safety and mobility in the Northern Region through the National Capital Region / Northern Region Operations (NCR / NRO) Evacuation Plan Development and the NRO Traffic Operations Center.

Traffic Operations Highlights – Northern Virginia:

- Traffic Operations requested \$20.4 million to fund core initiatives, projects, and programs in the NoVA District.
- Core initiatives made up \$15 million of the funding request, and \$9.1 million will be funded; leaving a \$5.9 million shortfall.
- The section requested \$5.4 million for projects and programs and \$5.3 will be funded; leaving about a \$128,000 shortfall. The funded projects included the NCR / NRO (ESF-1) Evacuation Plan Development.
- Over half of the shortfall (\$3.1 million) is attributable to Safety Service Patrol (SSP) and Transportation Operations Center (TOC) labor.
- Three of the section's unfunded activities are included in the Commissioner's Emergency Response ITS Deployment Plan: SSP Expansion, Quick-Clear Towing Services, and AVL for SSP.

Table 19: Traffic Operations – Northern Virginia

Traffic Operations – Northern Virginia			
Project / Program Name	Total Need	Amount Funded	Excess (Shortfall)
604 Labor/Overhead/Equipment	\$14,990,230	\$9,098,239	(\$5,891,991)
604 Projects			
Enhancement of Real-time Freeway Performance Monitoring System or Travel Time Data Processing	\$215,000	\$215,000	\$0
NOVA Freeway Modeling by UVA	\$150,000	\$150,000	\$0
Ramp Metering Control Optimization and Freeway Bottleneck Analysis	\$150,000	\$150,000	\$0
Support Contracts Computer refresh, Network Supplies & Replacement Parts	\$100,000	\$100,000	\$0
Traffic Signal MIST Support (Telvent)	\$80,000	\$80,000	\$0
NCR / NRO (ESF-1) Evacuation Plan Development	\$200,000	\$200,000	\$0
NRO Incident Management Plan and Manual	\$50,000	\$0	(\$50,000)
603 Projects	\$4,476,223	\$4,398,669	(\$77,554)
TOTAL	\$20,411,453	\$14,391,908	(\$6,019,545)

Traffic Operations Highlights – Fredericksburg:

- For the Fredericksburg District, Traffic Operations requested \$11.2 million in core initiatives, programs, and projects.
- About \$622,000 of the request was for core initiatives and will be fully funded.
- About \$10.3 million was requested for programs and projects and \$2 million will be funded; leaving an \$8.3 million shortfall.
- The vast majority of the shortfall (\$7.2 million) was intended for the Phase I installation of DMS and CCTV on Fredericksburg’s interstate and primary highway systems.

Table 20: Traffic Operations – Fredericksburg

Traffic Operations – Fredericksburg			
Project / Program Name	Total Need	Amount Funded	Excess (Shortfall)
604 Labor/Overhead/Equipment	\$871,952	\$871,952	\$0
604 Projects			
Signal Timing Optimization - Fredericksburg	\$250,000	\$0	(\$250,000)
TOC Fredericksburg Facility - Replace Trailer	\$30,000	\$0	(\$30,000)
603 Projects	\$10,030,232	\$1,981,211	(\$8,049,021)
TOTAL	\$11,182,184	\$2,853,163	(\$8,329,021)

VI. Conclusion

The SIPP provides a strategic guiding framework for the effective management and operation of NRO's roadway system. Although funding is extremely limited in FY-09, NRO will continue its efforts to improve safety and mobility on the Region's highly congested roadway network. The Region will advance critical projects such as the DMS Upgrade while maintaining existing infrastructure and managing ITS assets. By completing the annual Planning and Programming process, NRO has taken the necessary steps to ensure that the Region is getting the best possible use out of existing resources while proactively preparing to seek any funds that may become available during the fiscal year.

When the fiscal year is complete, NRO will evaluate its efforts based on the strategic goals set forth in this document. The results will be conveyed in the FY-09 Year-End Report and serve as a baseline for the FY-10 SIPP. From developing the annual strategic focus to project programming and implementation, the Planning and Programming Process demonstrates NRO's commitment to Reshaping the System, Reshaping the Business, and Reshaping the Work Force.

Appendix A

NRO FY-09 Funding Plan

Appendix B

NRO FY-09 Unfunded Projects List

2009 NoVA Unfunded Project List

					Funding Request	Estimated Shortage	Strategic Ranking*	ER ITS Plan
Partially Funded Strategic Projects					\$21,207,898	(\$11,833,588)		
1	P-130	OPC 83084 UPC 72979	NRO Architecture Expansion, Maintenance, and Support	OPP	\$157,898	(\$1,582)	SC	
2	P-5	UPC 72659	DMS Travel Time	OPP	\$1,200,000	(\$580,872)	SC	Yes
3	S-1AI	UPC 90113	DMS Upgrade, Phase 1 (Interstate) I-66 from Rte. 50 (Fair Lakes) to DC Line	SE	\$7,000,000	(\$3,500,000)	SC	Yes
4	S-1AP	UPC 90114	DMS Upgrade, Phase 1 (Primary, Leading to Interstate) I-66 from US 50 @ Fair Oaks to DC Line	SE	\$3,500,000	(\$970,286)	SC	Yes
5	S-7008	UPC 89880	I-66 Shoulder Travel Lane (STL) System Upgrade from US 50 to I-495	SE	\$6,400,000	(\$6,000,000)	1A	
6	T-7045	UPC 88639	Bottleneck Mitigation & Safety Improvement Program NHS	TE	\$2,700,000	(\$700,000)	SC	
7	T-382	OPC 84768	Intersection Condition Assessment	TE	\$250,000	(\$80,848)	SC	
Partially Funded Projects					\$44,746,871	(\$19,039,496)		
8	A-510L		Labor - Ops Admin	OPS Admin	\$644,868	(\$17,353)	CORE	
9	A-510E		Equipment - Ops Admin	OPS Admin	\$25,000	(\$13,416)	CORE	
10	P-411L6(09)		Staff Augmentation for Planning Team (Part 1)	OPP	\$290,638	(\$89,103)	CORE	
11	P-411L8(09)		Staff Augmentation for Programming Team Labor	OPP	\$128,416	(\$61,640)	CORE	
12	P-411L9(09)		Staff Augmentation for Communication Team Labor	OPP	\$116,788	(\$50,278)	CORE	
13	P-503-(10)	OPC 88010	Develop Future NRO Strategic Program (SIPP) - FY-10	OPP	\$150,000	(\$34,821)	CORE	
14	T-92CL		Labor - TE (Technical Staff)	TE	\$4,341,124	(\$2,219,505)	CORE	
15	T-7052		Staff Augmentation - TE	TE	\$500,000	(\$200,000)	CORE	
16	T-108A	UPC 82207	Signal: Arlington County Route 120 @ N. 26th Street	TE	\$132,164	(\$71,980)	CORE	
17	T-68	OPC 82978	Signals: Modifications to Traffic Signals	TE	\$900,000	(\$300,000)	CORE	
18	T-7034B	UPC TBD	Replacement of O/H Traffic Sign Structures - Categories 2, 3 & 4	TE	\$4,140,000	(\$3,168,795)	CORE	
19	T-105	UPC 73868	Install Various Traffic Signs (Primary)	TE	\$200,000	(\$157,628)	CORE	
20	T-7041	UPC TBD	Springfield O/H Guide Signs Improvement Study and Implementation	TE	\$820,000	(\$224,131)	CORE	
21	T-115B	UPC 79984	Install Guardrail Districtwide on Primary System	TE	\$550,000	(\$473,760)	CORE	
22	IC-68	OPC 82976 OPC 82978	Traffic Signal Rehab & Maintenance	Install & Const	\$3,900,000	(\$900,000)	CORE	
22	IC-1001	UPC 89757	Install Uninterrupted Power Supply (UPS) @ Various Locations	Install & Const	\$1,000,000	(\$750,000)	CORE	
23			Labor - Traffic Ops (Salary, Manager Salary)	TO	\$454,521	(\$51,995)	CORE	
24			Overhead - Traffic Ops (Utilities, Phones, Exterminator, Bldg Maint & Grounds, Fuel, etc)	TO	\$247,705	(\$122,705)	CORE	
25	O-40DL		Labor - (Signal & Freeway Systems Ops)	TO	\$866,731	(\$288,910)	CORE	
26	O-40BO		Overhead - Traffic Ops (ITS IT)	TO	\$185,000	(\$155,000)	CORE	
27	O-48L	OPC TBD UPC 84224	Labor - Traffic Ops (SSP & TOC) (Not charged to UPC 84224)	TO	\$6,184,616	(\$963,968)	CORE	Yes
28	O-48E	UPC 84224	Equipment - NoVA (Trucks Acct 1355)	TO	\$1,895,091	(\$1,717,803)	CORE	
29	FO-48E	UPC 84224	Equipment - Fred (Trucks Acct 1355)	TO	\$391,933	(\$191,933)	CORE	
30	O-8007	UPC 69132	Safety Service Patrol: 14th Street Bridge	TO	\$324,000	(\$227,554)	CORE	Yes
31	M-67L		Labor - Signals	Maint	\$1,192,709	(\$767,648)	CORE	
32	M-67LS		Labor - Secondary (50907)	Maint	\$33,867	(\$7,553)	CORE	
33	M-67LP		Labor - Primary (50907)	Maint	\$33,867	(\$7,553)	CORE	
34	M-67LI		Labor - Interstate (50907)	Maint	\$33,867	(\$7,552)	CORE	
35	M-91LS		Labor - Secondary (50908)	Maint	\$84,414	(\$31,961)	CORE	
36	M-91LP		Labor - Primary (50908)	Maint	\$84,414	(\$31,961)	CORE	
37	M-91LI		Labor - Interstate (50908)	Maint	\$84,414	(\$31,961)	CORE	
38	M-82L		Labor - Signs (50909)	Maint	\$1,429,520	(\$361,208)	CORE	
39	M-82LS		Labor - Secondary (50909)	Maint	\$84,414	(\$29,714)	CORE	
40	M-82LP		Labor - Primary (50909)	Maint	\$84,414	(\$29,714)	CORE	
41	M-82LI		Labor - Interstate (50909)	Maint	\$84,414	(\$29,714)	CORE	
42	M-75E		Maint/Admin Equipment - (Trucks Acct 1355)	Maint	\$20,000	(\$5,000)	CORE	
43	M-91OA		Additional Overhead (Reflective Metering)	Maint	\$60,000	(\$15,000)	CORE	
44	M-91E		Maint / PM Equipment - (Trucks Acct 1355)	Maint	\$336,000	(\$79,968)	CORE	

2009 NoVA Unfunded Project List

				Funding Request	Estimated Shortage	Strategic Ranking*	ER ITS Plan
Partially Funded Projects (Cont.)							
45	M-82OA	Additional Overhead (50909)	Maint	\$60,000	(\$15,000)	CORE	
46	M-2020L	Labor - Maint (Comm & Hwy Lighting F. F.)	Maint	\$727,962	(\$6,199)	CORE	
47	M-2020O	Overhead/Supplies (Comm & Hwy Lighting F. F.)	Maint	\$50,000	(\$13,522)	CORE	
48	M-2006A	ITS Field Equipment (Lot 1) HOV Gates, LCS, DMS	Maint	\$1,860,000	(\$860,000)	CORE	Yes
49	M-2006B	ITS Field Equipment (Lot 2) CCTV, Communications	Maint	\$559,000	(\$59,000)	CORE	Yes
50	M-2006C	ITS Field Equipment (Lot 3) IDS, Ramp metering, HAR, Tunnel, Detection, Truck Rollover	Maint	\$2,080,000	(\$1,080,000)	CORE	Yes
51	M-2000 M-2005	Pavement Marking - Contracts for Fairfax, Arl; PW, Loudoun	Maint	\$6,000,000	(\$2,911,990)	CORE	Yes
52	M-71	Traffic Signal Conflict Monitors (Control Technologies) - NoVA	Maint	\$75,000	(\$50,000)	CORE	
53	M-70	Traffic Signal Control Cabinets (Control Technologies) - NoVA	Maint	\$900,000	(\$100,000)	CORE	
54	M-2018	Signs: Primary: Maintenance Life-Cycle Preventative Maintenance - NoVA	Maint	\$400,000	(\$55,000)	CORE	
* SC - Strategic Core-type project CORE - Core activities for NRO 1A - FY-09's #1 Strategic Project. It was accelerated into FY-08.							
Unfunded Strategic Projects							
				\$34,702,894	(\$34,702,894)		
55	A-127	Develop and Track NRO Performance Measures	Ops Admin	\$100,000	(\$100,000)	SC	
56		DMS, CCTV, Detector Project Development	OPP	\$90,000	(\$90,000)	SC	Yes
57	P-158	OPC 83085 CapWIN and RITIS Integration - Enhanced Readiness and Response Through DOT AVL/GPS and Mobile Computing	OPP	\$1,244,200	(\$1,244,200)	SC	
58	P-415	OPC 83779 Integrated Corridor Decision Support Tool Enhancement for FY-09	OPP	\$20,000	(\$20,000)	SC	
59		Integrated Network Management Concept of Operations	OPP	\$300,000	(\$300,000)	2	
60		VDOT NRO Rural ITS Program	OPP	\$100,000	(\$100,000)	6	Yes
61		Incident Detection Integration Strategies	OPP	\$100,000	(\$100,000)	7	Yes
62		HAR Assessment and Deployment Plan Development Study	OPP	\$40,000	(\$40,000)	8	
63	P-3001	UPC 89883 I-66 - Evaluate Deployment of the Next Generation Traffic Management Tools (VSL, Queue Warning) US 50 to I-495 - Planning	OPP	\$400,000	(\$400,000)	9	
64		Critical Infrastructure Protection Study	OPP	\$70,000	(\$70,000)	14	
65		Bottleneck Mitigation & Safety Improvement Program Non-NHS	TE	\$1,000,000	(\$1,000,000)	SC	
67		Intersection Safety Assessment and Implementation Program	TE	\$250,000	(\$250,000)	SC	
68	S-506B	IP Migration Phase II: DMS & Other ITS Devices	SE	\$500,000	(\$500,000)	SC	Yes
69	S-215	SESITS - Systems Engineering Source for ITS Technology System	SE	\$200,000	(\$200,000)	SC	Yes
70		Workforce Development Program	SE	\$100,000	(\$100,000)	13	
71	S-1BI	UPC TBD DMS Upgrade - Districtwide Interstate - NOVA - Phase 2	SE	\$10,125,000	(\$10,125,000)	SC	Yes
72	S-1BP	UPC TBD DMS Upgrade - Districtwide Primary - NOVA - Phase 2	SE	\$6,000,000	(\$6,000,000)	SC	Yes
77	S-3001	UPC 89883 I-66 - Evaluate of the Next Generation Traffic Management Tools - Deployment	SE	\$3,000,000	(\$3,000,000)	9	
73		UPC TBD Northern Region Operations Detectors - NOVA Interstate	Install & Const	\$1,000,000	(\$1,000,000)	SC	Yes
74		UPC TBD Northern Region Operations Detectors - NOVA Primary	Install & Const	\$500,000	(\$500,000)	SC	Yes
75	IC-506AI	UPC TBD Northern Region Operations CCTV - NoVA Interstate	Install & Const	\$2,500,000	(\$2,500,000)	SC	Yes
76	IC-506AP	UPC 88668 Northern Region Operations CCTV - NoVA Primary	Install & Const	\$1,500,000	(\$1,500,000)	SC	Yes
78	IC-55C	UPC TBD I-66, US 29 to VA 234 Business - ITS Relocation, Replacement and Installation - Install*	Install & Const	\$2,375,000	(\$2,375,000)	SC	
79	IC-55D	UPC TBD I-66 / US 29 Gainesville Interchange ITS Installation - Install*	Install & Const	Included above	Included above	SC	

2009 NoVA Unfunded Project List

				Funding Request	Estimated Shortage	Strategic Ranking*	ER ITS Plan
Unfunded Strategic Projects (Cont.)							
80	O-250	NCR Evacuation and Shelter Planning Coordination, Evaluation, and NRO Optimization	TO	\$20,000	(\$20,000)	SC	
81		CCTV Analytics - Recurring Congestion	TO	TBD	TBD	SC	
82		VDOT NRO Safety Service Patrol Expansion -- Interstates & Arterials	TO	\$2,618,694	(\$2,618,694)	4	Yes
83		Replacement / Upgrade of the NRO Incident Management Mobile Command Unit	TO	\$100,000	(\$100,000)	10	Yes
84		Implement AVL in Safety Service Patrol Vehicles	TO	\$300,000	(\$300,000)	11	
85		Incident Scenario-Based Sensitivity Analysis of Capacity Changes on the NRO Freeway System	TO	\$150,000	(\$150,000)	15	

* There are several sections coordinating these projects including: Systems Engineering, Install & Const. and OPP

				\$3,298,000	(\$3,298,000)		
Unfunded Projects							
86	P-140	OPC 83088 NRO Outreach Program	OPP	\$18,000	(\$18,000)	CORE	
87		Develop Consistency among Suite of NRO Plans	OPP	\$50,000	(\$50,000)	CORE	
88	T-118	UPC 6340 STOSIP Improvements	TE	\$1,000,000	(\$1,000,000)	CORE	
91	T-7053	UPC 86329 VA 620 (Braddock Road) @ VA 123 (Chain Bridge Road) - Operational Improvement	TE	\$825,000	(\$825,000)	CORE	
92	T-526	UPC 86336 Intersection of route 606 (Loudoun County Parkway) and route 621 (Evergreen Mills Road), Loudoun County - Extend left-turn bay on northbound route 606 (Loudoun County Parkway) to route 621 (Evergreen Mills Road).	TE	\$230,000	(\$230,000)	CORE	
96	O-40AL	TOC Routine Equipment Replacement	TO	\$200,000	(\$200,000)	CORE	
97	O-49	OPC 87280 NRO Incident Management Plan and Manual Annual Update	TO	\$50,000	(\$50,000)	CORE	
98		Quick-Clear Towing Services	TO	\$150,000	(\$150,000)	CORE	Yes
103	M-513	Traffic Signal UPS	Maint	\$200,000	(\$200,000)	CORE	
104	M-2004	Traffic Signal LED Replacement Program	Maint	\$200,000	(\$200,000)	CORE	
105		ITS Speed Sensor Maintenance	Maint	\$20,000	(\$20,000)	CORE	
106	M-2025	Pedestrian Countdown Signal Program	Maint	\$100,000	(\$100,000)	CORE	
107	M-63	Truck Rollover Warning System (Dynamics)	Maint	\$5,000	(\$5,000)	CORE	
108		Manholes - I-66, 395 & 495	Maint	\$250,000	(\$250,000)	CORE	

* SC - Strategic Core-type project CORE - Core activities for NRO

Numbers - ranked by NRO Managers the FY-09 strategic priority

2009 Fredericksburg Unfunded List

					Funding Request	Estimated Shortage	Strategic Ranking*	ER ITS Plan
Partially Funded Strategic Projects					\$8,945,112	(\$8,049,021)		
1	FO-8	UPC 73730	Installation of Interstate Video Traffic Cameras	TO	\$1,500,000	(\$1,359,107)	SC	Yes
2		UPC TBD	Installation of Fredericksburg Interstate DMS (Phase I)	TO	\$1,500,000	(\$1,448,668)	SC	Yes
3		UPC TBD	Installation / Upgrade of Interstate Detectors	TO	\$250,000	(\$198,668)	SC	Yes
4		UPC TBD	Upgrade / Expand Interstate Telecom in Fredericksburg (Phase I)	TO	\$250,000	(\$198,668)	SC	Yes
5		UPC TBD	Installation of Primary Video Traffic Cameras	TO	\$1,500,000	(\$1,450,500)	SC	Yes
6		UPC TBD	Installation of Fredericksburg Primary DMS (Phase I)	TO	\$3,000,000	(\$2,950,500)	SC	Yes
14		UPC TBD	Installation / Upgrade of Primary Detectors	TO	\$250,000	(\$198,668)	SC	Yes
15		UPC TBD	Upgrade / Expand Primary Telecom in Fredericksburg (Phase I)	TO	\$250,000	(\$198,668)	SC	Yes
11	FO-4	UPC 77061	Route 1 - Install New Traffic Signal Coordination Equipment Spotsylvania, from Route 3 Business to Spotsylvania Cross County Parkway	TO	\$222,581	(\$22,787)	SC	
12	FO-8006	UPC 77062	Route 3 - Installation of New Traffic Signal Equipment Spotsylvania, from Route 3 Business (Fredericksburg City) to Route 1199	TO	\$222,531	(\$22,787)	SC	
Partially Funded Projects					\$1,560,000	(\$1,423,482)		
7		UPC TBD	Install Rumble Strips on I-95	TE	\$100,000	(\$12,040)	CORE	
8		UPC TBD	Install Primary Signs in NRO of Fred.	TE	\$110,000	(\$88,052)	CORE	
9		UPC TBD	Install Primary Rumble Strips in NRO of Fred.	TE	\$250,000	(\$237,430)	CORE	
10		UPC TBD	Implement Bottleneck-Relief / STOSIP-Type Projects in NRO of Fred.	TE	\$1,100,000	(\$1,085,960)	CORE	
Unfunded Strategic Projects - None								
Unfunded Projects					\$490,000	(\$490,000)		
18		UPC TBD	Install Primary Pavement Markers in NRO of Fred.	TE	\$125,000	(\$125,000)	CORE	
19	FO-25		Signal Timing Optimization - Fredericksburg	TO	\$250,000	(\$250,000)	CORE	
95			SSP - Overhead - FRED	TO	\$30,000	(\$30,000)	CORE	Yes
20			TMC Fredericksburg Facility - Replace Trailer	TO	\$30,000	(\$30,000)	CORE	
16			Traffic Signal Conflict Monitors (Control Technologies)	Maint	\$5,000	(\$5,000)	CORE	
17	FM-2001		Traffic Signal Control Cabinets (Control Technologies)	Maint	\$50,000	(\$50,000)	CORE	

* SC - Strategic Core-type project CORE - Core activities for NRO

Appendix C
NRO FY-09 Work Plan

**FY-09 NRO Operations Work Plan
July 2008 Base Line**

Program Information										Financial Information						Process Information						Project Information					
Section	Org Code	Sub Org Code	CSC	ID	Tracking Code	Project Name	Project Manager	NRO Contact	Section	SoSYP (State)	Other State & Local	Federal + Match	Total Funding	Actual YTD Expenditures	% Spent vs. Authorized	VDOT Process			Federal Process			Both		FHWA Oversight? (R)	STATUS	History	
																CCB / Date	STOB	PD Forms	Advance Construction	TIP (4) / STIP	CEDAR (5)	Rule 940 Checklist	Amount Authorized				
																N/A Required Approved Denied Pending	N/A Required Approved Denied Pending	N/A Required Completed	N/A Required Included Amended	N/A Required Approved Pending	N/A Required Submitted - Date Approved						
Installation & Construction	30932		1109007	IC-23	N/A	PSTOC Project Management	Dave Evans	Dave Evans	Install & Const	Salary			Salary		Salary	N/A	N/A	N/A	N/A	N/A	N/A	Salary	N	Underway			
	30932			IC-73		Technical Inspection - Dewberry and Davis	Dave Evans	Dave Evans	Install & Const	\$100,000			\$100,000		0%	N/A	N/A	N/A	N/A	N/A	N/A	\$100,000	N	On-going			
	30932			IC-69	OPC 82972 Act 73399 Con 25649	Traffic Signal Loop Replacement and Installation	Jerry Gray	Dave Evans	Install & Const	\$500,000			\$500,000		0%	R	N/A	N/A	N/A	N/A	N/A	\$500,000	N	On-going	3/3/08 Per Dave Evans, could spend \$650,000 in FY-09, "Some of the intersections can cost around \$40 K because we need to install road bores and junction bores."		
	30932			IC-68	OPC 82976 OPC 82978	Traffic Signal Rehab & Maintenance	Jerry Gray	Dave Evans	Install & Const	\$3,000,000			\$3,000,000		0%	R	N/A	N/A	R	N/A	N/A	\$3,000,000	N	On-going	May be a source of funding for projects implemented by signal installation contracts associated with IC-331, IC-332, & IC-333. T-68 may be a source of funds for signal design or for signal design work, itself.		
	30932			IC-1AI	UPC 90113	DMS Upgrade, Phase 1 (Interstate) I-66 from US 50 @ Fair Oaks to DC Line	Dave Evans	Dave Evans	Install & Const				Funding listed in SE		Funding listed in SE	R	R	C	Already Federal	R	R	R	Funding listed in SE	Y	07/08 Per PCES, the CN phase has been authorized.	NROPP has completed the planning phase. This project will transition to SE and from SE to IC for implementation. The I-66 Corridor Plan consists of 29 upgrades / replacements and 13 removals. Est. cost is \$10.5 to \$12.0 M. 03/21/08 - Coordination meeting held w/ CO, SE & OPP. 04/23/08 - The task order with Transcore for design development, procurement, and specification is expected to be issued by the end of April 2008. 05/22/08 - Project will receive \$1.0 M in CMAQ funds from UPC T4844. Use of CMAQ funds will require development of an air quality cost / benefit analysis. It is likely the NoVA-TP will lead this effort. 07/08 - Per PCES, the CN phase has been authorized.	
	30932			IC-1AP	UPC 90114	DMS Upgrade, Phase 1 (Primary, Leading to Interstate) I-66 from US 50 @ Fair Oaks to DC Line	Dave Evans	Dave Evans	Install & Const				Funding listed in SE		Funding listed in SE	R	R	4/15/08 - Complete	Already Federal	R	R	R	Funding listed in SE	Y	06/04/08 Funds have been allocated	03/31/08 - Project entered into PCES. Funds transfer in process. To be funded, initially, with remainder of UPC 70670's Bonus OA Funds - \$2,108,804. 06/04/08 - Funds have been allocated to this project. Working on authorization.	
			50907		IC-305	UPC 78792	Retrofit / Upgrade of Overhead Signs / Structures on the NHS - District wide (Midasco VA LLC)	Dave Evans	Dave Evans	Install & Const			\$2,994,857	\$2,994,857	\$831,941	18%	N/A	N/A	C	Partially	I	A PCE 11/06/06	N/A	\$4,633,385	Y	On-going	10/18/07 - Contract Awarded. Midasco VA LLC, Expires 10-13-09, no renewals 05/30/08 - Total budget is \$4,633,384.59. Funding and project moved from Maint.
					IC-331	OPC 82976 & 82978 Con CM904SC17561	Traffic Signal Installation / Modification - Fairfax County	Dave Evans	Dave Evans	Install & Const				See Note	See Note	N/A	N/A	N/A	N/A	N/A	N/A	N/A	See Note	N	On-going		
					IC-332	OPC 82976 & 82978 Con CM904RSC17562	Traffic Signal Installation / Modification - Prince William & Loudoun Counties	Dave Evans	Dave Evans	Install & Const				See Note	See Note	N/A	N/A	N/A	N/A	N/A	N/A	N/A	See Note	N	On-going	Funding can come from multiple sources, including local jurisdictions and developers. Each sign must have a source of funds before it can be installed. Funds will pay for material costs, contractor costs, I&C labor costs, etc. T-68 is a potential source of funds for design work & IC-68 is a potential source of funds for implementation - material, labor, etc.	
					FIC-333		Traffic Signal Installation / Modification - NRO Counties in Fredericksburg District	Dave Evans	Dave Evans	Install & Const				See Note	See Note	N/A	N/A	N/A	N/A	N/A	N/A	N/A	See Note	N	On-going		
					IC-1000	UPC 89535	Relocate Fiber on I-66 (Rte 650 to Rte 110)	Dave Evans	Dave Evans	Install & Const			\$2,500,000	\$2,500,000		0%	R	N/A	2/28/08 C	Already Federal	04/14/08 TIP Approved STIP Approved	04/08/08 PCE	N/A	6/27/08 In process	Y	06/27/08 Communicating w/ FHWA re public interest finding relative to WMATA's contractor	Relocate Fiber on I-66 within WMATA's R/W within the specified limits. Project will be managed by WMATA and installed by their contractor. UPC 70670 is parent UPC. 05/05/08 - Notified that NRO needed to complete federal criteria sheet. NROPP began response 05/22/08 - Federal Criteria Sheet Complete, All Environmental forms are in CEDAR 06/27/08 - Corresponding w/ FHWA re public interest finding relative to WMATA's contractor doing the work.
					IC-1001	UPC 89757	Install UPS at various locations	Dave Evans	Dave Evans	Install & Const			\$250,000	\$250,000		0%	N/A	N/A	3/11/08 C	Already Federal	Included under the parent project, UPC 70649.	6/24/08 SERP Begins	N/A	\$250,000	N	7/11/08 Funding authorized.	Install Uninterrupted Power Supply (UPS) @ Various Locations Districtwide to provide uninterrupted power to signals, signs, CCTV, DMS, etc. on the interstate system. Project will be On-going and implemented as funding becomes available. Funding source: UPC 70649, DW Interstate ITS. 06/24/08 - Per Stever Varner, SERP process started. 07/11/08 - Funding authorized.
					FIC-8000	UPC 64195	Rte. 17 - Over Height Vehicle Detectors	Rick Spurlock	Anwar Ansari Dave Evans	Install & Const			\$994,345	\$994,345		0%	N/A	N/A	C	Already Federal	I	A	R	In process	N	07/01/08 Responding to questions from bidders.	Project is related to FP-8000. This project is going to Ad. In April. 07/01/08 - Responding to questions from bidders.
	Sum of Install & Const										Install & Const	\$3,600,000	\$0	\$6,739,202	\$10,339,202	\$831,941											
Unfunded Projects	30932			IC-55C	TBD	I-66, US 29 to VA 234 Business - ITS Relocation, Replacement & Installation	Dave Evans	Dave Evans	Install & Const	TBD Hopefully funded by UPC			\$0		0%	R	R	TBA		TBA	may be covered by Env. Doc. For UPC	R	\$0	R, as part of UPC 70043.	01/08 - VDOT's Man. Res. is attempting to find funding for project.	Related to projects S-55C&D and P-55C&D. Installation Portion. TMS items were removed from the I-66 contract prior to advertisement because scope of ITS technology work had become obsolete. Contract did include the infrastructure (Conduits, sign foundations, pedestals, etc).	
	30932			IC-55D	TBD	I-66 / US 29 Gainesville Interchange ITS Installation	Dave Evans	Dave Evans	Install & Const	TBD Hopefully funded by UPC			\$0		0%								\$0				
	30932			IC-506AI	UPC TBD	Northern Region Operations CCTV - NoVA Interstate	Dave Evans	Dave Evans	Install & Const	\$2,500,000			\$2,500,000		0%								\$0	Y			
	30932			IC-506AP	UPC TBD	Northern Region Operations CCTV - NoVA Primary	Dave Evans	Dave Evans	Install & Const	\$1,500,000			\$1,500,000		0%								\$0	Y			

**FY-09 NRO Operations Work Plan
July 2008 Base Line**

Section	Program Information								Financial Information						Process Information						Project Information								
	Org Code	Sub Org Code	CSC	ID	Tracking Code	Project Name	Project Manager	NRO Contact	Section	SoSYP (State)	Other State & Local	Federal + Match	Total Funding	Actual YTD Expenditures	% Spent vs. Authorized	VDOT Process			Federal Process					Both					
																CCB / Date	STOB	PD Forms	Advance Construction	TIP (4) / STIP	CEDAR (5)	Rule 940 Checklist	Amount Authorized	FHWA Oversight? (6)	STATUS	History			
																N/A Required Approved Denied Pending	N/A Required Approved Denied Pending	N/A Required Completed	N/A Required Completed	N/A Required Included Amended	N/A Required Approved Pending	N/A Required Submitted - Date Approved							
Maintenance	Org 50907 Signals, Lighting & ITS Devices Maint								\$827,000	\$0	\$0	\$827,000	\$0	0%															
	30962	50907	321	M-61	con 25047	TMC Utility locating and marking (Mid-Atlantic)	St. Clair	Mark Hagan	Maint				\$0		0%	N/A	N/A	N/A		N/A	N/A	N/A			N	02/27/08 - Renewal in Process	Hagan indicated that Maint is a small user of this contract led by Leslie Parnell. TMC utility locating and markings by Mid-Atlantic Utility Locating. 01/03/08 - Contract expires 03/20/08. 1 renewal year remaining. 02/27/08 - Renewal in Process		
	30962	50907	600	M-62	con 20618	Roslyn Tunnel Ventilation (S.G.Hall)	St. Clair	Mark Hagan	Maint				\$0		0%	N/A	N/A	N/A		N/A	Hagan to enter by 4/21. To be federalized.	N/A			N		9/20/07 - Extended 6 Months. Expiration 4/26/08. 05/01/08 - Recently Closed. TAMS Takeover?		
	30962	50907	380	M-66	con 23001	Roadway Lighting Interstate (Lighting Maintenance)	Mike St. Clair	Mark Hagan	Maint				\$0		0%	N/A	N/A	N/A		N/A	N/A	N/A			N	This has been moved to org 50923.	Maintain interstate roadway lighting by Lighting Maintenance. 6/20/07 John Lindquist provided Historical Costs for April 2006 thru March 2007. This has been moved to org 50923.		
	30962	50907		M-2006	con 27265	Furnish Accessible Pedestrian Push Buttons (American Lighting Technologies)			Maint						0%												11/1/07 - New contract started 8/30/07, expires 8/29/08. 2 renewals allowed, contract value \$17,093.		
	30962	50907	300	M-70	con 28561	Traffic Signal Control Cabinets (Control Technologies)	E Smith	Mark Hagan	Maint	\$800,000			\$800,000		0%	N/A	N/A	N/A		N/A	N/A	N/A			N	new contract number 28561	STSS Control cabinets and equipment 10/30/06 - Notice of Award issued 9/20/07 - Renewing Contract 01/24/08 - Vendor not renewing, to rebid 03/04/08 - DP to submit to ASD - smaller contract than previous 05/27/08 - 1 bid received, to review, award anticipated. 07/07/08 - Contract 28561 replaces contract 25971		
	30962	50907	300	M-71	con 25767	Conflict Monitors (Control Technologies)	E Smith	Mark Hagan	Maint	\$25,000			\$25,000		0%	R	N/A	N/A		N/A	N/A	N/A	\$210,720		N	Contract renewal not needed.	8/31/2007 Contract Closed - Renewal in Process 12/3/07 - Contract renewed. Expiration 9/14/08. First of 2 renewals. 07/07/08 - Above contract covers this project - renewal not needed		
	30962	50907	300	M-72		Signal/ Ops/Maint in Arlington County. (Arlington)		Mark Hagan	Maint				\$0		0%	N/A	N/A	N/A		N/A	N/A	N/A			N		This project and funding, w/ the exception of primary signals, should be moved under the Urban Program (Dic Burke) for management. Hari, Ling, and Mark should review the agreement and discuss with Dic Burke our requirements for managing the operations and maintenance of Arlington County's Signals.		
	30962	50907	300	M-515		Generator Maint - Camp 30	E Smith	Mark Hagan	Maint	\$2,000			\$2,000		0%														
	Org 50908 Pavement Markings Maint								\$3,198,010	\$0	\$0	\$3,198,010	\$0	0%															
	30962	50908		M-84	con 22261	Glass Beads Supply - (Potters)	Jim Lilly	Mark Hagan	Maint						0%	N/A	N/A	N/A		N/A	N/A	N/A				N		Pavement marking - glass beads supplier by Potters Industries. Statewide contract #22261	
	30962	50908		M-85	con 25329	Thermoplastic Yellow & White material (Crown Technologies)	Jim Lilly	Mark Hagan	Maint	\$10,000			\$10,000		0%	N/A	N/A	N/A		N/A	N/A	N/A				N		Pavement marking - thermoplastic yellow & white material contract to be awarded. 01/03/08 - Contract awarded to Crown Technology. Expires 06/18/08, 1 renewal left.	
	30962	50908		M-87	con 22248	Thermoplastic Markings (Flint Trading)	Jim Lilly	Mark Hagan	Maint						0%	N/A	N/A	N/A		N/A	N/A	N/A				N		Pavement marking - performed thermoplastic markings by Flint Trading. Statewide contract #22248	
	30962	50908		M-88	con 25385	Eradication (Paynes)	Jim Lilly	Mark Hagan	Maint	\$100,000			\$100,000		0%	N/A	N/A	N/A		N/A	N/A	N/A				N		Pavement Marking Eradication - statewide contract. The \$100,000 estimate is for Northern Region Operations.	
	30962	50908		M-303 / M-304		Pavement Markings Contract - (Fred)	Alan Tuel	Mark Hagan	Maint				\$0		0%														
	30962	50908		M-2005 / M-2000		Pavement Markings Contract - (Fairfax,Art., PW, Loud)	Jim Lilly	Mark Hagan	Maint	\$3,088,010			\$3,088,010		0%													Renamed M-2004 from M-518 to avoid confusion with T-518, as projects are not related 04/23/08 - 03/26/08 Ad date 05/27/08 - Bids received, reviewed--all going forward, anticipating awards. Recommendation made for award	
	Org 50909 Signs Maint								\$610,000	\$0	\$0	\$610,000	\$0	0%															
	30962	50909		M-78 / M-79		Wood & Steel Post	Robert Weakly	Mark Hagan	Maint	\$100,000			\$100,000		0%	N/A	N/A	N/A		N/A	N/A	N/A				N			
	30962	50909		M-2015		Signs: Panel Replacement	Robert Weakly	Mark Hagan	Maint	\$10,000			\$10,000		0%														
	30962	50909		M-2016		Signs: Interstate: Maintenance Life-Cycle Preventative Maintenance - NoVA	Robert Weakly	Mark Hagan	Maint	\$100,000			\$100,000		0%														
	30962	50909		FM-2017		Signs: Interstate: Maintenance Life-Cycle Preventative Maintenance - Fred	Robert Weakly	Mark Hagan	Maint	\$40,000			\$40,000		0%														
	30962	50909		M-2018		Signs: Primary: Maintenance Life-Cycle Preventative Maintenance - NoVA	Robert Weakly	Mark Hagan	Maint	\$345,000			\$345,000		0%														
30962	50909		FM-2019		Signs: Primary: Maintenance Life-Cycle Preventative Maintenance - Fred	Robert Weakly	Mark Hagan	Maint	\$15,000			\$15,000		0%															
Org 50923 Comm & Hwy Lighting F. F. Maint								\$4,831,000	\$1,500,000	\$420,000	\$6,751,000	\$1,286,026	19%																
30962	50923		M-2022		William Scottsman - Storage Container Rental	D. Bailey	Mark Hagan	Maint	\$1,000			\$1,000		0%															
30962	50923		M-2006A	T6572 / 90448	ITS Field Equipment (Lot 1) HOV Gates, LCS, DMS	D. Bailey	Mark Hagan	Maint	\$580,000		\$420,000	\$1,000,000		0%	N/A	N/A	N/A		N/A	R	R	N/A				05/22/08 - Federalization of this project continues. See Notes.	05/14/08 - per Leslie Parnell - Preventative maint. portion of this contract will be Federally funded 05/22/08 - Per Nutan Pande, "PE Data sheets (maintenance phase) and detailed estimates have been placed on the shared server for your (Emma Robinson's) review. Please let me know when the agreements have been signed so I can Open/authorize Maintenance phase."		
30962	50923	AG-300	M-2024	UPC 90449	TMC Communication Support	D. Bailey	Mark Hagan	Maint	\$550,000			\$550,000		0%	N/A	N/A	N/A	In Process	R	PCE	N/A				05/22/08 - Federalization of this project continues. See Notes.	04/24/08 - this project / program will be funded with state funds. It should be entered in the TIP / STIP as "AC" - \$550K per year, so that we can federalize this project / program. Program will have \$550K / yr 05/22/08 - Per Nutan Pande, "PE Data sheets (maintenance phase) and detailed estimates have been placed on the shared server for your (Emma Robinson's) review. Please let me know when the agreements have been signed so I can Open/authorize Maintenance phase."			
30962	50923		AG-380		Roadway Lighting Interstate (Lighting Maintenance)	D. Bailey	Mark Hagan	Maint	\$2,200,000			\$2,200,000	\$1,286,026	58%													This was under Org 50907 - it has been transferred to 50923 - it is listed under both Orgs for information only. 03/08 - \$1,438,160.00 is the total of what has been spent for the year for orgs 50907 and 50923 BP 04/21/08 - \$1,597,389.00 is the total of what has been spent for the year for orgs 50907 and 50923 - BP		
Org 30962 - Projects Maint								\$0	\$0	\$0	\$0	\$0	0%																
30962	50907	Other	M-2002		Work Management System	T. Phillips	Mark Hagan	Maint				\$0		0%														Renamed M-2002 to avoid confusion with T-523.	
Sum of Maintenance								\$9,466,010	\$1,500,000	\$420,000	\$11,386,010	\$1,286,026	11%																
Research					RR-9007	Next Generation Traffic Control Systems for existing NRO Infrastructure	Cathy McGhee	Mark Hagan	Maint		\$179,118		\$179,118		0%													The objective of this research is to understand the limits of the existing system under the growing traffic demands and needs, and to determine when/if the existing system should be replaced with a larger and more expensive migration, or re-used and retro-fitted to a certain extent. This project will start by solving challenges related to NRO Systems (focus on NRO hardware and software needs in relation to existing levels of traffic demands), and then transfer the insights and lessons learned to the rest of the state.	

**FY-09 NRO Operations Work Plan
July 2008 Base Line**

Program Information										Financial Information						Process Information						Project Information			
Section	Org Code	Sub Org Code	CSC	ID	Tracking Code	Project Name	Project Manager	NRO Contact	Section	SoSYP (State)	Other State & Local	Federal + Match	Total Funding	Actual YTD Expenditures	% Spent vs. Authorized	VDOT Process			Federal Process			Both	FHWA Oversight? (R)	STATUS	History
																CCB / Date	STOB	PD Forms	Advance Construction	TIP (R) / STIP	CEDAR (R)	Rule 940 Checklist			
																N/A Required Approved Denied Pending	N/A Required Approved Denied Pending	N/A Required Completed	N/A Required Completed	N/A Required Included Amended	N/A Required Approved Pending	N/A Required Submitted - Date Approved			
Unfunded Projects				M-307		Modern Replacement for Interstate Field Units	Donald Bailey	M. Hagan	Maint	\$200,000															
				M-N/A		Sign Inventory and Condition Assessment			Maint	\$1,500,000															
	30962	50907	660	M-63	con 21363	Truck Rollover Warning System (Dynamics)	Mike St. Clair	Mark Hagan	Maint	\$5,000					0%	N/A	N/A	N/A							
	30962	50907	300	M-2025		Pedestrian Countdown Signal Program		Mark Hagan	Maint	\$100,000			\$100,000		0%										
	30962	50907	300	FM-2001		Traffic Signal Control Cabinets (Culp/Fred)	Shawn Beavon	Mark Hagan	Maint	\$50,000			\$50,000		0%										
	30962	50907	300			Traffic Signal Control Monitors (Culp/Fred)	Shawn Beavon	Mark Hagan	Maint	\$5,000					0%										
	30962	50907	310	M-2004		LED replacement program	T. Wharton	Mark Hagan	Maint				\$0		0%										
	30962	50907	300	M-513		UPS for Traffic Signals	T. Wharton	Mark Hagan	Maint	\$128,000			\$128,000		0%										

**FY-09 NRO Operations Work Plan
July 2008 Base Line**

Program Information										Financial Information					Process Information						Project Information								
Section	Org Code	Sub Org Code	CSC	ID	Tracking Code	Project Name	Project Manager	NRO Contact	Section	SoSYP (State)	Other State & Local	Federal + Match	Total Funding	Actual YTD Expenditures	% Spent vs. Authorized	VDOT Process			Federal Process				Both	FHWA Oversight? (R)	STATUS	History			
																CCB / Date	STOB	PD Forms	Advance Construction	TIP (R) / STIP	CEDAR (R)	Rule 940 Checklist	Amount Authorized						
																N/A Required Approved Denied Pending	N/A Required Approved Denied Pending	N/A Required Completed	N/A Required Completed	N/A Required Included Amended	N/A Required Approved Pending	N/A Required Submitted - Date Approved							
Operations Administration	30949		1119007	A-511		Consultant Support to Admin Contracting Team	M. Bhatia		Ops Admin															3/17/08 Consultant on board, may need to replace.	01/23/08 - New Project, \$50k reallocated from A-126	3/17/08 - Consultant on board, may need to replace.			
	30949		1119007	A-403		Audit the Implementation of NR Operations Go-Forward Plan	Lindquist	M. Bhatia	Ops Admin	Salary			\$0		0%	N/A	N/A	N/A		N/A	N/A	N/A		N	On-going	Audit the implementation of NR Operations Go Forward Plan by functional section to ensure that focus and direction are on track and continue to provide a planning framework for problem resolution and possible solutions enabling safe and efficient travel. (Lead: Administration with Planning).			
	30949		1119007	A-405		Develop and Implement a Stand-Alone 604 Budget for the Northern Regional Operations	M. Bhatia	M. Bhatia	Ops Admin	Salary			\$0		0%	N/A	N/A	N/A		N/A	N/A	N/A		N	On-going	In coordination with CO, develop and implement a stand-alone budget for the Regional Operations that includes / defines the budget process, required preparation procedures, training, monitoring protocol, and revised projections. Coordinate funding mechanisms / sources with Planning. Move to fully federalized budget program as goal. (Lead: Administration with Planning).			
	30949		1119007	A-126	OPC 88009	Performance Measures ADMS Enhancement and Integration	J. Lindquist	M. Bhatia	Ops Admin	Salary			\$0		0%	R	N/A	N/A		N/A	N/A	N/A		N		Continue the refinement / select expansion of appropriate operations performance metrics including ATMS platform uptime, device availability (including signal system), road system reliability (TBD), key corridor peak period travel time (TBD), signal optimization, incident response and intersection and corridor crash rates to complement metrics developed in FY-06. (Lead: Administration). This project is one of the ways to assist A-127, Develop and Track NRO Performance Measures.			
	30949		1119007	A-408	UPC 72835	HOV Lane Enforcement and Database Development	G. Anderson		Ops Admin				\$450,000	\$450,000		0%	N/A	N/A	N/A	N/A	N/A	N/A	N/A		N				
	30949		1119007	A-413	UPC 68805	Coordinate with HOT Lane On I-495 for Integration	T. Defore	Lindquist	Ops Admin	Salary			\$0		0%	TBD	TBD	N/A		R Received STIP Amendment on 10/25/06	N/A	TBD (May submit for coordination purposes)			No (but maintaining close coordination w/FHWA)	3/21/08 On-going, Attending weekly ITYS Technical design review meetings	Coordinate with I-495 HOT Lane PPTA to seek leverage opportunity for ITS / Operations investment. Interface Regional Operations' objectives, plans, programs, and projects with the Florid-Transurban I-495 PPTA to include all Regional Operations' sections. 10/19/2007 On-going. Working with project to finalize Ops portions of Technical Requirements and Joint Operating Protocols 11/20/07 - Key Milestones Concept of Operations - July 2008 Technical Specifications - September 2009 Interface Specifications - July 2008 Process Definition Deliverable (component of the ITS Architecture) - July 2009 Test Strategy - September 2009 Security Plan - July 2010 Disaster Recovery Plan - July 2010 3/21/08 On-going, Attending weekly ITYS Technical design review meetings		
	30946		1119007	A-4002	UPC 70849	Coordinate with HOT Lane on I-95/395 for Integration	L. Cloyd	Lindquist	Ops Admin	Salary			\$0		0%	TBD	TBD	N/A		N/A	N/A	TBD (May submit for coordination)		No (but maintaining close coordination)	3/21/08 Reviewing DRAFT project schedule (to	Renamed A-4002 from A-146B to avoid confusion with projects P-146D and O-146D. The projects are not related. Coordinate with I-95 HOT Lane PPTA to seek leverage opportunity for ITS / Operations investment. Interface Regional Operations' objectives, plans, programs, and projects with the formerly I-95/395, VDOT NRO Field Device Management System			
	30949		1119007	A-517	OPC 88012	IMMS Software Maintenance	J. Lindquist		Ops Admin	\$30,000			\$30,000		0%										05/08 - \$150K reallocated to 30935 to cover budget deficit	9/4/07 Project Mgmt Forum - Decision was made for this project to be handled by Admin 10/2/07 PMF - 10/2/07 John L. got price from McDean. Contract pkg is ready to go for \$220K. 10/19/07 Leslie Parnell finalizing price negotiations. Ready to move. 11/19/07 - Sole source justification submitted. Waiting for decision. 12/7/07 - Sent to CO 11/17; assigned ASD buyer 11/26/07, per Joe Gray 1/22/08 - \$30k reallocated to this job from A-126 01/24/08 - Sent CO 11/7; assigned ASD buyer 11/26/07; BARB Review pending 1/22/08: Follow-up meeting scheduled for 1/25. 02/05/08 - Project Management Team established - John Lindquist, Joe Pugh, & Mark Hagan. 03/04/08 - On Feb. 26, approved by IT investment committee.			
	30949		1119007	A-517B		IMMS Upgrade, Phase 2	J. Lindquist		Ops Admin	\$172,353					0%														
					Sum of Ops Admin					Ops Admin	\$30,000	\$0	\$450,000	\$480,000	\$0	0%													
Unfunded P	30949		1119007	A-127		Develop and Track NRO Performance Measures	J. Lindquist	M. Bhatia	Ops Admin	\$100,000			\$100,000		0%	R	N/A	N/A		N/A	N/A	\$0		N		Continue the refinement / select expansion of appropriate operations performance metrics including ATMS platform uptime, device availability (including signal system), road system reliability (TBD), key corridor peak period travel time (TBD), signal optimization, incident response and intersection and corridor crash rates to complement metrics developed in FY-06. (Lead: Administration). To assist with developing and tracking NRO Performance Measures			

**FY-09 NRO Operations Work Plan
July 2008 Base Line**

Program Information										Financial Information					Process Information							Project Information					
Section	Org Code	Sub Org Code	CSC	ID	Tracking Code	Project Name	Project Manager	NRO Contact	Section	SoSYP (State)	Other State & Local	Federal + Match	Total Funding	Actual YTD Expenditures	% Spent vs. Authorized	VDOT Process			Federal Process				Both		FHWA Oversight? (R)	STATUS	History
																CCB / Date	STOB	PD Forms	Advance Construction	TIP (4) / STIP	CEDAR (5)	Rule 940 Checklist	Amount Authorized				
																N/A Required Approved Denied Pending	N/A Required Approved Denied Pending	N/A Required Completed	N/A Required Completed	N/A Required Included Amended	N/A Required Approved Pending	N/A Required Submitted - Date Approved					
	30931		1109006	P-411L6(09)	OPC TBD	Staff Augmentation for Planning Team (Part 1)	Schneeberger / Amy McElwain	Amy McElwain	OPP	\$201,535			\$201,535		0%	N/A	N/A	N/A	N/A	N/A	N/A	N/A	\$201,535	N	On-going	Provide staff augmentation to NROPP's Planning Team. Funding for FY-09 services.	
	30931		1109006	P-411L8(09)	OPC TBD	Staff Augmentation for Programming Team	Joe Langley / Amy McElwain	Amy McElwain	OPP	\$66,776			\$66,776		0%	N/A	N/A	N/A	N/A	N/A	N/A	N/A	\$66,776	N	On-going	Provide staff augmentation to NROPP's Programming Team. Funding for FY-09 services.	
	30931		1109006	P-411L9(09)	OPC TBD	Staff Augmentation for Communication Team	Liz Liverman / Amy McElwain	Amy McElwain	OPP	\$66,510			\$66,510		0%	N/A	N/A	N/A	N/A	N/A	N/A	N/A	\$66,510	N	On-going	Provide staff augmentation to NROPP's Communication Team. Funding for FY-09 services.	
	30931		1109006	P-130	OPC 83084 UPC 72979	NRO Architecture Expansion, Maintenance, and Support	James Witherspoon	Amy McElwain	OPP	\$63,000	\$93,316		\$156,316		0%	N/A	N/A	N/A	N/A	In UPWP	N/A	N/A	\$156,316	N	On-going	Conduct extensive outreach to expand architecture boundary from NoVA District to Northern Region; validate and update architecture Turbo file; document, improve, and update arch web; update guideline / checklist template; assist in the development and review of project architecture and provide training. 5/16/07 Finalizing scope and scheduling project kick-off meeting for Preliminary Architecture Update Task. 11/07 Refocusing task to focus on architecture update. 01/08 Re-engaged Iteris. Establishing Work & Budget Plan. 03/14/08 - NTP given. 5/08 Developed draft stakeholder list and inventory report. Using the draft stakeholder list and inventory report as input in to the development of outreach strategy/approach.	
	30931		1109006	P-3007	N/A	Central Office Statewide ITS Architecture Development (Coordination)	Chris Francis	James Witherspoon	OPP	Salary			Salary			TBD	TBD	N/A	N/A	N/A	N/A	TBD	Salary	N	7/08 New CO project	Serve as an NRO liaison /representative to the identified project / program.	
	30931		1109006	P-503-(10)	OPC 88010	Develop Future NRO Strategic Program (SIPP) - FY-10	Joe Langley	Joe Langley	OPP	\$115,179			\$115,179		0%	N/A	N/A	N/A	N/A	N/A	N/A	N/A	\$115,179	N	7/01/08 Initiated FY-09 Funding Plan	07/01/08 - Initiated FY-09 Funding Plan. Continue preparations for FY-10 beginning w/ Planning Workshop in Sept. / Oct.	
	30931		1109006	P-417	N/A	Develop Operations Project Tracking Database and Team Site Interface	Liz Liverman	Amy McElwain	OPP	Salary			Salary			N/A	N/A	N/A	N/A	N/A	N/A	N/A	Salary	N	Underway	Maintain and manage the overall fiscal investment work plan and funding plan. Facilitate monthly meetings, form submission, necessary approval, and share monthly plan update with managers. Maintain the unfunded project pool. 07/08 Database coding from Liz completed, Hueyer is working on programming section. Expect to see first test rollout in near future.	
	30931		1109006	P-133	OPC 87412 UPC 72980	NRO Strategic Program Plan	James Witherspoon	Amy McElwain	OPP		\$45,327		\$45,327		0%	N/A	N/A	N/A	N/A	In UPWP	N/A	N	\$45,327	N	5/08 Met w/ Steering Committee to discuss vision and plan content	Conduct outreach and update / publish the Program Plan (inventory, operating concept, strategic plan, and final program plan) to include regionalization concept and several PPTA initiatives. 10/07 - Scoping the project 03/08 - Held project kick-off meeting. 4/08 - Developed a draft outline. 5/08 - Met w/ Steering Committee to discuss vision and plan content.	
	30931		1109006	P-3005	N/A	Central Office Planning - SOPP Development (Coordination)	Mena Lockwood	Amy McElwain	OPP	Salary			Salary			TBD	TBD	N/A	N/A	N/A	N/A	TBD	Salary	N	7/08 New CO project	Serve as an NRO liaison /representative to the identified project / program.	
	30931		1109006	P-506	N/A	NRO DMS, CCTV, and Detection COO's & Master Plans - Maintain and Assist w/ Next Phase of Project Development (Coordination w/ SE)	James Witherspoon	Amy McElwain	OPP	Salary			Salary			TBD	TBD	N/A	N/A	N/A	N/A	TBD	Salary	N	On-going	Maintain NRO's DMS, CCTV, and Detection COO's & Master Plans Assist with next phase of project development principally through coordination w/ SE.	
	30931		1109006	P-3006	N/A	Central Office Long-Term ITS Planning (Coordination)	Sam Beydoun	James Witherspoon	OPP	Salary			Salary			TBD	TBD	N/A	N/A	N/A	N/A	TBD	Salary	N	7/08 New CO project	Serve as an NRO liaison /representative to the identified project / program.	
	30931		1109006	P-146D (see O-146D)	N/A	Dulles Rail TMP, ITS (Coordination)	JD Schneeberger	Amy McElwain	OPP	Salary			Salary			N/A	N/A	N/A	N/A	N/A	N/A	N/A	Salary	N	On-going	5/08 - With reinitiation of Federal funding, NROPP will continue in coordination role, funded by salary.	
	30931		1109006	P-502 (see O - 60)	UPC 87396 (not for NROPP time)	NoVA Transportation Management Plan (TMP) NROPP Liaison with NoVA Congestion Management Plan	JD Schneeberger	Amy McElwain	OPP	Salary			Salary			TBD	TBD	C	Already Federal	I	P	TBD	Salary	N	4/08 Coord. for an ITS/IM mtg to review HOT projects	10/08/07 - The Project Working Group finalized the TMP document on 10/3/07. Working with the Project Working Group regarding funding allocation. 11/15/07 - Waiting for TMP Working Group to deliver MOU and Funding Packages.	
	30931		1109006	P-3012	N/A	I-495 HOT Lane ITS Devices - NROPP Coordination	JD Schneeberger	Amy McElwain	OPP	Salary			Salary			TBD	TBD	N/A	N/A	N/A	N/A	TBD	Salary	N	On-going	Serve as an NRO liaison /representative to the identified project / program.	
	30931		1109006	P-3013	N/A	I-95/395 HOT Lane ITS Devices - NROPP Coordination	JD Schneeberger	Amy McElwain	OPP	Salary			Salary			TBD	TBD	N/A	N/A	N/A	N/A	TBD	Salary	N	On-going	Serve as an NRO liaison /representative to the identified project / program.	
	30931		1109006	P-3014	N/A	Base Realignment And Closure (BRAC) (Coordination)	JD Schneeberger	Amy McElwain	OPP	Salary			Salary			N/A	N/A	N/A	N/A	N/A	N/A	TBD	Salary	N	On-going	Serve as an NRO liaison /representative to the identified project / program.	
	30931		1109006	P-3015	N/A	VDOT Roadway Construction Projects - ITS Review and Input (Coordination)	JD Schneeberger	Amy McElwain	OPP	Salary			Salary			N/A	N/A	N/A	N/A	N/A	N/A	TBD	Salary	N	On-going	Serve as an NRO liaison /representative to the identified project / program.	
	30931		1109006	P-5	UPC 72659	DMS Travel Time (Task 5)	James Witherspoon	Amy McElwain	OPP		\$619,128		\$619,128		0%	R	R	Addl PD Forms Submitted	Already Federal	R	R	R	\$0	R	6/19/08 PD forms for additional \$400 K in process	4/17/06 Funded with earmark. 9/27/06 OPP will plan project. Implementation phase will belong to SE or Operations. 12/20/06 Transition of knowledge to new PM. Scope development to be initiated in Jan. 07. 3/16/07 Phase 0 Scope authorized by PM. 4/16/07 Kick-off meeting held. 01/08 Concluding Phase 0 - Preliminary Investigation. Initiating Phase 1 - Program Planning. Scoping Phase 2 - Initial Deployment Phase. 2/08 - Held Phase 1 - Program Planning Task Order Kick-Off Meeting 3/08 - Congress rescinded the earmark fund; looking for alternate funding source. 4/09 - Developed preliminary scope and cost estimate for initial deployment phase. Entered cost estimate into PCES. 6/19/08 - PD funding forms for additional \$400 K from UPC 89883 in process.	
	30931		1109006	P-3002	N/A	Central Office I-95 CC Travel Time Probe Data Acquisition Project (Coordination)	Scott Cowherd	James Witherspoon	OPP	Salary			Salary			TBD	TBD	N/A	N/A	N/A	N/A	TBD	Salary	N	5/20/08 Core data should be available by 07/01/08	Serve as an NRO liaison /representative to the identified project / program. 02/22/08 - New Project 4/08 - Researching availability of data for DMS Travel Time project's initial deployment phase. 5/20/08 - Core data should be available by 07/01/08. Need to establish a contract mechanism for procuring non-core data.	
	30931		1109006	P-3003	N/A	WMATA Parking Information Feasibility Study (Coordination)	James Witherspoon	James Witherspoon	OPP	Salary			Salary			TBD	TBD	N/A	N/A	N/A	N/A	TBD	Salary	N	5/08 Hosted the VDOT stakeholder interviews	Serve as an NRO liaison /representative to the identified project / program. 02/06/08 - Kick-off meeting held. 5/08 - Hosted the VDOT stakeholder interviews.	
	30931		1109006	P-3004	N/A	Central Office Traveler Information Program (Coordination)	Scott Cowherd	James Witherspoon	OPP	Salary			Salary			TBD	TBD	N/A	N/A	N/A	N/A	TBD	Salary	N	5/20/08 Brian Smith provided an update	Serve as an NRO liaison /representative to the identified project / program. 02/22/08 - New Project 5/20/08 - Brian Smith provided an update.	
	30931		1109006	P-198	TBD	Central Office - Tyson's Corner Accelerated Traveler Information Systems Project (Coordination)	Scott Cowherd	JD Schneeberger	OPP		\$400,000		\$400,000		0%	P	P	C	Already Federal	I	R	Possibly	\$400,000	N	4/08 CO allocated \$400 K to project	2004 - Congress allocated Earmark funding to TYTRAN 01/15/08 Developing scope 02/15/08 Revised earmark proposal 3/08 - Congress rescinded the earmark fund. 03/17/08 Working with VDOT Central Office, Mega Projects, and Tysons Corner Mall to identify funding for the project. 4/08 - CO allocated \$400 K in federal funds for deployment.	
	30931		1109006	P-7008	UPC 89880	I-66 Shoulder Travel Lanes (STL) System Upgrade, US 50 to I-495 (Transition to Systems Engineering)	Amy McElwain	Amy McElwain	OPP	Salary			Salary			TBD	TBD	C	Already Federal	I	P	TBD	Salary	N	7/08 Should transition to SE in Aug.	NROPP completed planning in FY-08. NROPP will assist in the transition to Systems Engineering and serve as a resource to SE. 07/08 - Should transition to SE in Aug.	
						Sum of OPP non-salary, overhead, etc.			OPP	\$513,000	\$0	\$1,157,771	\$1,670,771	\$0													

**FY-09 NRO Operations Work Plan
July 2008 Base Line**

Program Information										Financial Information					Process Information							Project Information					
Section	Org Code	Sub Org Code	CSC	ID	Tracking Code	Project Name	Project Manager	NRO Contact	Section	SoSYP (State)	Other State & Local	Federal + Match	Total Funding	Actual YTD Expenditures	% Spent vs. Authorized	VDOT Process			Federal Process				Both		FHWA Oversight? (R)	STATUS	History
																CCB / Date	STOB	PD Forms	Advance Construction	TIP (4) / STIP	CEDAR (5)	Rule 940 Checklist	Amount Authorized				
																N/A Required Approved Denied Pending	N/A Required Approved Denied Pending	N/A Required Completed	N/A Required Completed	N/A Required Included Amended	N/A Required Approved Pending	N/A Required Submitted - Date Approved					
Systems Engineering	30942		1119006	S-55B	TBD	IDEA-66 Spot Improvement - ITS relocation, replacement & installation; Engineering Phase. (Also see P-55B)	Kathe Jefferson	Kathe Jefferson	SE	Salary			\$0		0%	R	R	TBA			May be covered by Env. Doc. For IDEA-66 Project.	R		R, as part of UPC 56996.	6/14/07 Ongoing	Project will be funded and implemented as part of the Idea-66 Spot Improvements projects, currently managed by Theresa DeFore. New Project as of 5/15/06. 6/14/07 Appropriate activities will be undertaken in conjunction with the Construction project	
	30942		1119006	S-217A		Trunk Cable Network Extension - Corridor to Be Determined	Kathe Jefferson	Kathe Jefferson	SE	Salary			\$0		0%												
	30942		1119006	S-530		ITS Control Cabinet Grounding and Surge	Kathe Jefferson	Kathe Jefferson	SE	Salary			\$0		0%											Task begun in FY-08.	
	30942			S-506		Develop & Implement NRO Telecom Plan for Remaining NRO Assets	Makan Abousaeedi	Kathe Jefferson	SE	Salary					0%											Based on DMS, CCTV, and Detection COO's and Master Plans developed by NROPP in FY-08; SE will develop and begin implementation for these assets.	
	30942		1119006	S-7008 also see T-7008	UPC 89880	I-66 Shoulder Travel Lanes (STL) System Upgrade US 50 to I-495	Kathe Jefferson	Kathe Jefferson	SE			\$400,000	\$400,000	\$190	0%	TBD	TBD	C	Already Federal	I	P	TBD	\$400,000	No	7/08 Environmental Coord has begun	Per Commissioner's Action Update Sept 17-21/2007: NRO and COO Directorate met with FHWA. Proposal to extend current hours of use restriction by one hour in both AM and PM peak to use the I-66 HOV ramps at Monument Drive and Stringfellow Road during non-HOV. 01/04/08 - A timeline has not been established, implementation of the changes (extended times for weekday AM and PM use; and during lane closures) can move quickly. TE has been requested to proceed with developing the sign changes, and assess any changes to pavement markings for the safety zones. It should also be noted that implementation of the shoulder travel lane initiative is independent of a separate initiative involving use of the Monument Drive and Stringfellow HOV ramps.	
	30942		AG-660	S-1AI	UPC 90113	DMS Upgrade, Phase 1 (Interstate) I-66 from US 50 @ Fair Oaks to DC Line	Kathe Jefferson	Kathe Jefferson	SE			\$3,500,000	\$3,500,000		0%	R	R	C	Already Federal	R	R	R	\$1,361,325	Y	07/08 Per PCES, the CN phase has been authorized.	This project's scope was changed from VMS replacement to targeted refurbishment. Refurbishment effort determined not to be practical / cost effective. 1. Identify locations (need to first consider needs for IM and travel time and other purposes, overlay with sign locations that will be provided by other projects such as HOT Lane, I-66 Spot Improvement) 2. Identify priority and roll-out plan. 3. Develop the project by following SE process while OPP team begins programming funds from SYIP (Districtwide ITS and/or Districtwide Interstate Signs). 05/28/07 - Began set-up of project in PCES. 02/13/08 - Central Office will engage a consultant for a planning and design project for DMS replacement/installation. SE will provide technical oversight of the design elements. 03/21/08 - A coordination meeting between NRO and Central Office staff was held on March 21, 2008. SE met with Paul Szatkowski and Bev Mitchell (TransCore) on April 7, 2008 to finalize the elements of a task order for a turnkey project that will entail the design and installation of DMS on I-66. The proposed task order was submitted to Johnson Controls for pricing on April 10, 2008. 03/31/08 - Project entered into PCES. Funds transfer in process. To be funded, initially, with remainder of UPC 70670's Bonus OA Funds - \$2,108,804. 06/04/08 - Funds have been allocated to this project. Working on authorization. implementation of Phase 1 of the NRO Telecommunications Master Plan has been funded. Activities are underway to procure equipment for the project. 8/21/07 Followed up w/ Programming re the activation of this project. 9/17/07 The IFB template and all pertinent procurement data were forwarded from SE to District Procurement and subsequently to ASD for advertisement. 10/05/07 Funding transfer from parent UPC completed. 10/09/07 - PCE Project is not clear for ad until an Env Reeval / Env Cert completed. 11/15/07 - SE is working with ASD to revise procurement documentation. 12/13/07 - SE, OPP and ASD coordinated with Danny Jenkins to obtain and provide all necessary information pursuant to implementing the final revisions to the procurement package. 01/14/08 - The IFB was advertised on January 7, 2008 and is scheduled to close on January 22, 2008. 01/24/08 - Sent to ASD as of 09/26/07 02/05/08 - Tom Phillips provided one-pager on Prioritization of IP Migration of Field Device. 02/13/08 - Bids were received, reviewed and rejected. The IFB will be re-advertised. 02/21/08 - Expected start and end dates for CN / installation by state forces are April 1, 2008 and 03/13/08. A new IFB was issued on February 19, 2008 and a mandatory Pre-Bid Conference was	
	30942		AG-660	S-1AP	UPC 90114	DMS Upgrade, Phase 1 (Primary, Leading to Interstate) I-66 from US 50 @ Fair Oaks to DC Line	Kathe Jefferson	Kathe Jefferson	SE		\$420,910	\$2,108,804	\$2,529,714		0%	R	R	4/15/08 - Complete	Already Federal	R	R	R	\$0	Y	06/04/08 Funds have been allocated	06/04/08 - Project entered into PCES. Funds transfer in process. To be funded, initially, with remainder of UPC 70670's Bonus OA Funds - \$2,108,804. 06/04/08 - Funds have been allocated to this project. Working on authorization. implementation of Phase 1 of the NRO Telecommunications Master Plan has been funded. Activities are underway to procure equipment for the project. 8/21/07 Followed up w/ Programming re the activation of this project. 9/17/07 The IFB template and all pertinent procurement data were forwarded from SE to District Procurement and subsequently to ASD for advertisement. 10/05/07 Funding transfer from parent UPC completed. 10/09/07 - PCE Project is not clear for ad until an Env Reeval / Env Cert completed. 11/15/07 - SE is working with ASD to revise procurement documentation. 12/13/07 - SE, OPP and ASD coordinated with Danny Jenkins to obtain and provide all necessary information pursuant to implementing the final revisions to the procurement package. 01/14/08 - The IFB was advertised on January 7, 2008 and is scheduled to close on January 22, 2008. 01/24/08 - Sent to ASD as of 09/26/07 02/05/08 - Tom Phillips provided one-pager on Prioritization of IP Migration of Field Device. 02/13/08 - Bids were received, reviewed and rejected. The IFB will be re-advertised. 02/21/08 - Expected start and end dates for CN / installation by state forces are April 1, 2008 and 03/13/08. A new IFB was issued on February 19, 2008 and a mandatory Pre-Bid Conference was	
	30942		Other	S-6001A	UPC 87381	NRO CCTV Migration Plan to an all IP-Based Video Transport Network	Makan Abousaeedi	Kathe Jefferson	SE			\$525,143	\$525,143		0%		R	C per Debbi Webb 10/5/07	R	Included in the TIP / STIP / CLRP under the Parent project UPC 70649.	10/09/07 - PCE 01/09/08 Env Reeval / Env Cert completed.	R	\$1,275,000	N	05/14/08 - Equipment has been installed in two distribution rings and ring testing (distribution and 10G rings) will occur on May 13-14, 2008.		
	30942								SE		\$0	\$420,910	\$6,533,947	\$6,954,857	\$190	0%											
	Local NRC				L-9002	UPC 79276	Signal System Grounding @ Various Locations in Arlington County	Carol Bondurant	Kathe Jefferson	SE			\$1,000,000	\$1,000,000		0%	N/A	N/A			R	PCE	S	\$75,000		12/6/07 - New project. 12/7/07 - Per Carol, Rule 940 req, already coordinated with ITS 04/18/08 - Updated funding information from SYIP	
				L-186	UPC 70579	City of Fairfax DMS	Alex Verzosa	Dic Burke	SE			\$250,000	\$250,000		0%	R	N/A	Y		Y	Y	N	\$250,000	N	11/19/07 - Under Construction 04/18/08 - Updated funding information from SYIP		
30942			1119006	S-215		SESITS - Systems Engineering Source for ITS Technology System	Kathe Jefferson	Kathe Jefferson	SE	\$0			\$0		0%	N/A	N/A	N/A		N/A	N/A	N/A	\$0	N	05/14/08 - No change since last report. 6/14/07 Conceptual design for SESITS was presented to CO on 6/8/07. A demonstration of IMM (for the life cycle management portion of SESITS) is scheduled for 6/25/07. 9/17/07 SE will procure the necessary Falcon modules. 11/15/07 - A strawman has been developed by Central Office. SE will review the information and \$500,000 requested, but \$250,000 is acceptable. HP Overview Network monitoring tool - This will be used to manage the IP field networks that all devices are being migrated to - cost \$50,000. NRO will have migrated all CCTVs to the IP network in FY-08 prior		
Unfunded Projects	30931		1119006	S-506B		IP Migration Phase II: DMS & Other ITS Devices	Kathe Jefferson	Kathe Jefferson	SE	\$500,000				0%													
	30942		1119006	S-55C	TBD	I-66, US 29 to VA 234 Business - ITS Relocation, Replacement & Installation	Kathe Jefferson	Kathe Jefferson	SE	TBD			\$0		0%	R	R	TBA			May be covered by Env. Doc.	R	\$0	R, as part of UPC 70043.	01/08 - VDOT's Man. Res. is attempting to find funding for project.	Related to projects IC-55C&D and P-55C&D. Design Portion. TMS items were removed from the I-66 contract prior to advertisement because scope of ITS technology work had become obsolete. Contract did include the infrastructure (Conduits, sign foundations, pedestals, etc).	
	30942		1119006	S-55D	TBD	I-66 / US 29 Gainesville Interchange ITS Installation	Kathe Jefferson	Kathe Jefferson	SE	TBD			\$0		0%											6/12/08 - Funds previously allocated to this UPC were reallocated to UPC 72659, DMS Travel Time. 02/08/08 OPP and SE to initiate a task to evaluate the deployment of the Next Generation Traffic Management Tools. This can include VSL, queue warning, or other advanced technology. Task will include: 1. Concept of Operations Development 2. VSL / QW Plan Development including alternatives identification 3. Go - No Go Decision	
	30931		1109006	S-3001	UPC 89883	I-66, Evaluation of the Next Generation Traffic Management Tools (VSL, Queue Warning) US 50 to I-495 - Deployment	Kathe Jefferson	Amy McElwain / Kathe Jefferson	SE	\$3,000,000			\$3,000,000		0%												
					S-1BI	TBD	DMS Upgrade - Districtwide Interstate NoVA - Phase 2	Kathe Jefferson	Kathe Jefferson	SE	\$10,125,000			\$10,125,000		0%											
				S-1BP	TBD	DMS Upgrade - Districtwide Primary NoVA - Phase 2	Kathe Jefferson	Kathe Jefferson	SE	\$6,000,000			\$6,000,000		0%												

**FY-09 NRO Operations Work Plan
July 2008 Base Line**

Program Information										Financial Information						Process Information						Project Information					
Section	Org Code	Sub Org Code	CSC	ID	Tracking Code	Project Name	Project Manager	NRO Contact	Section	SoSYP (State)	Other State & Local	Federal + Match	Total Funding	Actual YTD Expenditures	% Spent vs. Authorized	VDOT Process			Federal Process				Both		FHWA Oversight? (R)	STATUS	History
																CCB / Date	STOB	PD Forms	Advance Construction	TIP (R) / STIP	CEDAR (R)	Rule 940 Checklist	Amount Authorized				
																N/A Required Approved Denied Pending	N/A Required Approved Denied Pending	N/A Required Completed	N/A Required Completed	N/A Required Included Amended	N/A Required Approved Pending	N/A Required Submitted - Date Approved					
	30934		1109008	T-9012		Research Council - Evaluation of the Safety and Mobility Impacts of Variable Speed Limits (VSL) (Coordination)	Cathy McGhee	Hari Sripathi	TE	Salary			Salary		Salary	N/A	N/A	C	Already Federal	I	?	N/A	Salary	N	7/08 TE is NRO's liaison to the study.	Research Council research project exploring the potential impacts of Variable Speed Limits (VSL) on safety and mobility. There is a planned deployment of VSL in conjunction with work at the Telegraph Road interchange, as part of the Woodrow Wilson Bridge project. This pending deployment of VSL has made it imperative that VDOT fully understand the potential impacts of VSL and fully document the impacts of the VSL system that is to be deployed. TE is NRO's liaison to the study.	
	30934		1109008	T-7008 also see S-7008	UPC 89880	I-66 Shoulder Travel Lanes (STL) System Upgrade US 50 to I-495 (Assist Systems Engineering / Provide TE Expertise)	Kathe Jefferson	Hari Sripathi	TE	Salary			Salary		Salary	TBD	TBD	C	Already Federal	I	P	TBD	Salary	N	Underway	Per Commissioner's Action Update Sept 17-21/2007: NRO and COO Directorate met with FHWA. Proposal to extend current hours of use restriction by one hour in both AM and PM peak to use the I-66 HOV ramps at Monument Drive and Stringfellow Road during non-HOV. 01/04/08 - A timeline has not been established, implementation of the changes (extended times for weekday AM and PM use; and during lane closures) can move quickly. TE has been requested to proceed with developing the sign changes, and assess any changes to pavement markings for the safety zones. It should also be noted that implementation of the shoulder travel	
	30934		1109017	T-7049	OPC TBD	Land Use Permits / Street Acceptance - NoVA		Hari Sripathi	TE	\$33,584			\$33,584		0%	N/A	N/A	N/A	N/A	N/A	N/A	N/A	\$33,584	N	On-going		
	30934		1109001	T-7050	OPC TBD	Integrated Directional Signing (IDS) Program		Hari Sripathi	TE	\$25,000			\$25,000		0%	N/A	N/A	N/A	N/A	N/A	N/A	N/A	\$25,000	N	On-going		
	30934		1109003	T-7051	OPC TBD	Traffic Counts		Hari Sripathi	TE	\$377,739			\$377,739		0%	N/A	N/A	N/A	N/A	N/A	N/A	N/A	\$377,739	N	05/27/08 Offeror selected	04/23/08 - 7+ Proposals received - ASD to prepare selection committee 05/27/08 - Offeror selected - negotiation meeting scheduled for 05/30	
	30934		1109008	T-7052	OPC TBD	Staff Augmentation - TE		Hari Sripathi	TE	\$300,000			\$300,000		0%	N/A	N/A	N/A	N/A	N/A	N/A	N/A	\$300,000	N	On-going		
	30934		1109008	T-7010	OPC 82459	TE Studies- Utilize Consultant Services		Hari Sripathi	TE	\$200,000			\$200,000		0%	N/A	N/A	N/A	N/A	N/A	N/A	N/A	\$200,000	N	On-going	Utilize consultant services to perform traffic signal, speed studies and other traffic engineering studies, on an as needed basis. Develop and implement a proactive intersection condition assessment process to identify quick improvement opportunities through more effective signage, pavement marking, and pavement messaging to improve flow and safety. Develop a similar assessment process for NRO's interstate sections (whole or part), as appropriate.	
	30934		1109008	T-68 (See IC-68, 331, 332)	OPC 82978	Signals: Modifications to Traffic Signals	Mary Lou Pagano	Kamal Suliman	TE	\$600,000			\$600,000		0%	N/A	N/A	N/A	N/A	N/A	N/A	N/A	\$600,000	N	On-going, as Needed	T-68 may be a source of funds for signal design or for signal design work, itself, for projects implemented by signal installation contracts associated w/ IC-331, IC-332, & FIC-333. IC-68 may be a source of funding for the implementation phase.	
	30934		1109008	T-108A	UPC 82207	Signal for Arlington County Route 120 @ N. 26th Street	Mary Lou Pagano	Kamal Suliman	TE	?	?				0%	N/A	N/A	N/A	N/A	N/A	N/A	N/A	\$0	N	03/03/08 - Signal already built	9/13 Waiting on the funding transfer, from UPC 70661, to be completed by CO Programming. 01/03/08 - Advertising date moved from 09/15/07 to 04/15/09 per PM per Arl. Co. 03/03/08 - Signal already built by Arlington County, state \$. 7/08 - Originally planned to be Fed \$\$ - Signal already built by Arlington County. Therefore, ineligible for Fed \$\$ - UPC 87354 or UPC 81414. Must find additional funding or negotiate w/ CO UPC 70661, NoVA Primary Signals DW, has about \$60 K +/- available.	
	30934		1109008	T-108B	UPC 82197	Signal: Arlington County Route 309 @ N. 26th Street	Mary Lou Pagano	Kamal Suliman	TE			\$142,697	\$142,697		0%	N/A	N/A	N/A	Already Federal	03/04/08 Env. Reeval required at PS&E Auth.	N/A	N/A		N	03/03/08 - Signal plan approved and ready to go to CN	Child project of UPC 87354 (NRO Regional Primary Signal) 01/03/08 - Advertising date moved from 09/17/07 to 04/17/09 per PM per Arl. Co. 03/03/08 - Signal plan approved and ready to go to CN as soon as Federal \$ authorization and funds are allocated to project.	
	30934		1109008	T-520	UPC 87561	Signal: Rte 244 & Bailey's Crossroads Shopping Center Entrance	Mary Lou Pagano	Kamal Suliman	TE			\$225,000	\$225,000		0%	N/A	N/A	C	Already Federal	Covered in the STIP by UPC T-3746 Traffic & Safety Ops	PCE	N/A		N		12/12/07 Entered in CEDAR. 02/21/08 - Signal plan and environmental document completed, ready to go to CN as soon as Federal \$ authorization and fund are allocated to project 03/11/08 - Funding transfer complete. Child project of UPC 87354 (NRO Regional Primary Signal)	
	30934		1109008	T-7019	UPC 88670	Signal: US 1 & Route 1202 (Janna Lee Avenue) (Fairfax County)	Mary Lou Pagano	Kamal Suliman	TE			\$225,000	\$225,000		0%	N/A	N/A	N/A	Already Federal	Pending	R	N		N	3/19/08 Project on schedule for July CN	1/7/08 - New Project, funding to come from Parent UPC 87354, Northern Region Primary Signals 3/19/08 - Per April NoVA Ad, project is on schedule for July CN.	
	30934		1109008	T-7020	UPC 88671	Signal: US 1 & Route 764 (Rosedale Court) (P. Wm. County)	Mary Lou Pagano	Kamal Suliman	TE			\$225,000	\$225,000		0%	N/A	N/A	N/A	Already Federal	Pending	PCE 04/09/08	N		N	3/19/08 Project on schedule for July CN	1/7/08 - New Project, funding to come from Parent UPC 87354, Northern Region Primary Signals 3/19/08 - Per April NoVA Ad, project is on schedule for July CN.	
	30934		1119008	T-7021	UPC TBD	Signal: US 1 & Cherry Hill Road / Allen Dent Road (P. Wm. County)	Mary Lou Pagano	Kamal Suliman	TE			\$250,000	\$250,000		0%	N/A	N/A	R	Already Federal	R	N/A	N/A		N	New Project	7/08 - New Project, funding to come from Parent UPC 87354, Northern Region Primary Signals.	
	30934		1119008	T-7032	UPC 71164	Signals: Design & Environmental Work for Installation of New Signals	Mary Lou Pagano	Kamal Suliman	TE		\$18,863		\$18,863	\$306,203	94%	N/A	N/A	4/23/08 - Complete		R	PCE	N/A	\$325,000		On-going	Child project of UPC 70661 - DW NOVA Primary Signals. 04/23/08 - Was closed to charges. CO reopened with receipt of PD form from 70661.	
	30934		1109008	T-7042	UPC 86511	Signal: US 1 @ Frye Road - Install Crosswalk with Flashing Warning Signs	Robert Jastrzebski	Hari Sripathi	TE			\$88,000	\$88,000	\$685	1%								\$88,000	N	7/08 PE is underway	Funding for PE only. HSIP project. Project renamed from T-513. 03/05/08 - PE authorized.	
	30934		1119008	T-7040	UPC TBD	I-495 Outer Loop Off Ramp @ Gallows Rd Signal Rebuild	Kamal Suliman	Kamal Suliman	TE			\$265,000	\$265,000		0%	N/A	N/A	R	Already Federal	R	R	N/A		N	7/1/08 Needs to be set-up in PCES	05/27/08 - New project, Added to WP. Child of 70654. NROPP and TE will be working to set these projects up in PCES	
	30934		1119008	T-7039	UPC TBD	I-66 EB off ramp @ Rt 7 - Signal Rebuild	Kamal Suliman	Kamal Suliman	TE			\$165,000	\$165,000		0%	N/A	N/A	R	Already Federal	R	R	N/A		N	7/1/08 Needs to be set-up in PCES	05/27/08 - New project, Added to WP. Child of 70654. OPP and TE will be working to set these projects up in PCES	
	30934		1119008	T-7038	UPC TBD	I-66 @ Rte 234 Business - Signal & Lane Use Sign Modifications	Kamal Suliman	Kamal Suliman	TE			\$80,000	\$80,000		0%	N/A	N/A	R	Already Federal	R	R	N/A		N	7/1/08 Needs to be set-up in PCES	05/27/08 - New project, Added to WP. Child of 70654. OPP and TE will be working to set these projects up in PCES	
	30934		1119008	T-7041	UPC TBD	Springfield O/H Guide Signs Improvement Study and Implementation	Kamal Suliman	Kamal Suliman	TE			\$595,869	\$595,869		0%	N/A	N/A	R	Already Federal	R	R	N/A		N	7/1/08 Needs to be set-up in PCES	05/27/08 - New project, Added to WP. Child of 70656. OPP and TE will be working to set these projects up in PCES	
	30934		1119008	T-7034A	UPC 86925	Replacement of O/H Traffic Sign Structures, Priority 1 & 2	Thomas Folse		TE			\$1,320,000	\$1,320,000		0%	?	N/A	N/A	R	I STIP #T-4152	R		\$80,000	Y	05/22 \$80 K auth. for PE	05/08 - Transferred from Bridge. Contacted Nutan Pande to verify funding source and availability 05/22 - \$80 K auth. for PE; Federal agreement is now in place.	
	30934		1119008	T-7034B	UPC TBD	Replacement of O/H Traffic Sign Structures, Priority 3 & 4	Thomas Folse		TE		\$971,205		\$971,205		0%												
	30934		1119008	T-7033	UPC 86924	Replacement of Traffic High Mast Str.	Thomas Folse		TE			\$630,000	\$630,000	\$539	1%	?	N/A	N/A	R	I STIP #T-4152	R		\$50,000	N	05/22 \$50 K auth. for PE	05/08 - Transferred from Bridge. Contacted Nutan Pande to verify funding source and availability 05/22 - \$50 K auth. for PE; Federal agreement is now in place.	
				T-7028	UPC 73469	Install Various Traffic Signs (Interstate)	Kamal Suliman		TE		\$653,137		\$653,137	\$168,093	15%	N/A	N/A	C	N/A	N/A	A	N/A	\$146,068	N	On-going	02/08 - Added to WP. This is an active project, w/ unscheduled, as-needed construction. Child Project of UPC 70656, DW Interstate Signs.	
				T-7026	UPC 89759	Sign Inventory Plan Development	Kamal Suliman		TE			\$250,000	\$250,000	\$364	0%	N/A	N/A	04/23/08 - Complete	Already Federal	R	R	N/A	\$250,000	N	423/08 Funds allocated to project	02/08 - New Project. Funding comes from UPC 70649, DW Interstate ITS, must be spent in FY-08. \$250K is requested in funding 423/08 - Funds reallocated to project from parent UPC 70656.	
	30934		1109008	T-105	UPC 73868	Install Various Traffic Signs (Primary)	Kamal Suliman	Kamal Suliman	TE				\$103,179		0%	N/A	N/A	C 11/15/06 PD-3 2/6/07		I	Y	N	\$400,000 CN	N	2/06/07 Authorization increase approved	(CHILD) - parent is UPC 70663 3/23/06: TE indicated need increase from \$80K to \$200 K. 2/06/07 Authorization increase from \$200 K to \$400 K approved.	

**FY-09 NRO Operations Work Plan
July 2008 Base Line**

Section	Program Information									Financial Information						Process Information					Project Information							
	Org Code	Sub Org Code	CSC	ID	Tracking Code	Project Name	Project Manager	NRO Contact	Section	SoSYP (State)	Other State & Local	Federal + Match	Total Funding	Actual YTD Expenditures	% Spent vs. Authorized	VDOT Process			Federal Process			Both	FHWA Oversight? (R)	STATUS	History			
																CCB / Date	STOB	PD Forms	Advance Construction	TIP (4) / STIP	CEDAR (5)	Rule 940 Checklist				Amount Authorized		
Traffic Engine	30934		1109008	T-7012	OPC TBD	Corridor Assessment on Capacity and Safety	Randy Dittberner	Randy Dittberner	TE	\$400,000			\$400,000		0%	N/A	N/A	N/A	N/A	N/A	N/A	N/A	\$400,000	N		Utilize consultant to review and make recommendations for highway corridor safety and operational improvements. This study would look at signal optimization, access control, restricted movements during peak period, pavement markings and signage at intersections, and right turn lanes, etc. The following corridors have been identified as needing assessment: Waxpool Road (T-7004), Van Dorn Street (T-7005), US 29 / Vint Hill Road (T-7006) Child of TE Corridor & Safety Improvement Study (T-7012) Formerly T-507, changed to T-7014 to avoid confusion with project S-507.		
	30934		1109008	T-7014	OPC 87385	Corridor Assessment: Gallows Road Corridor Study	Randy Dittberner	Randy Dittberner	TE	\$170,000			\$170,000		0%	N/A	N/A	N/A	N/A	N/A	N/A	N/A	\$170,000	N				
	30934		1109008	T-382	OPC 84768	Intersection Condition Assessment		Dittberner	TE	\$169,152			\$169,152		0%	N/A	N/A	N/A	N/A	N/A	N/A	N/A	\$169,152	N				
	30934		1109008	FTE-102	OPC 87649	Corridor Studies - Rte 1 in Spotsylvania Cty (\$300 K will be split between FTE-102 and FTE-103)	Paul Balderson	Kamal Suliman	TE				\$0		0%											1/10/08 Held Kick-off Meeting.	(\$300 K will be split between FTE-102 and FTE-103)	
	30934		1109008	FTE-103	OPC 87650	Corridor Rte 610 in Stafford Cty (\$300 K will be split between FTE-102 and FTE-103)	Paul Balderson	Kamal Suliman	TE				\$0		0%											1/9/08 Held Kick-off Meeting.	(\$300 K will be split between FTE-102 and FTE-103)	
	30934		1109008	T-524	UPC's to be Assigned	Various Projects to be Funded by UPC 86659, High Risk Rural Roads in NoVA (HSIP Funding)	Hari Sripathi	Hari Sripathi	TE			\$300,000	\$300,000		0%	N/A	N/A	R	Already Federal	R	R	N/A	-	N	7/1/08 Needs to be set-up in PCES	Various Projects to be Funded by UPC 86659, High Risk Rural Roads in NoVA. Each project must be set-up in PCES and funds must be allocated to it from the parent UPC, 86659.		
	30934		1119008	T-7045	UPC's to be Assigned	Various Projects to be Funded by UPC 88639, Bottleneck Mitigation & Safety Improvement Program	Randy Dittberner	Randy Dittberner	TE			\$2,000,000	\$2,000,000		0%	N/A	N/A	R	Already Federal	R	R	N/A	-	N	7/1/08 Needs to be set-up in PCES	Various Projects to be Funded by UPC 88639, Bottleneck Mitigation & Safety Improvement Program. Each project must be set-up in PCES and funds must be allocated to it from the parent UPC, 88639.		
	30934		1109008	T-525	UPC 86333	LTL Extension from SB Rt 28 to I-66 EB	Dittberner	Kamal Suliman	TE		\$360,000		\$360,000	\$0	0%	N/A	N/A	N/A	N/A	Not Included	C Per Guy Mullinax	N/A			07/08 - Funding from Access Management, Paul Grasewicz. 07/08 - Funding from Access Management, Paul Grasewicz. Projects to be completed in 2 years Project to be entered into FMSii to secure funding			
	30934		1109008	T-7009	UPC 86517	VA 234 @ US 1 - Reconstruct Intersection	Robert Jastrzebski		TE			\$392,284	\$392,284	\$0	0%								\$0		07/28/08 - Project is transferring to L&D	HSIP Project. 01/28/08 - Per Jaraslow Jastrzebski, Project is transferring to L&D in the near future.		
	30934		1109008	T-354	Org 50921 OPC 83125	Route 7100 at Whilters Creek Dr. Left-turn Phasing Analysis	Mary Lou Pagano	Hari Sripathi	TE								N/A	N/A	N/A			R	N/A	\$5,000	N		9/27/06 Study to be completed by 12/31/06.	
	30934		1119008	T-7035	UPC TBD	Guardrail Needs Assessment Study & Installation - I-66 WB From Nutley St to Rte 125	Kamal Suliman	Kamal Suliman	TE			\$435,000	\$435,000		0%	N/A	N/A	R	Already Federal	R	R	N/A		N	7/1/08 Needs to be set-up in PCES	06/08 - Additional funding (\$117,318) to come from UPC 70654 05/27/08 - New project, Added to WP. Child of 70638. OPP and TE will be working to set these projects up in PCES		
					T-7027	UPC 89760	Interstate Guardrail Design and Survey	Kamal Suliman		TE		\$200,000	\$200,000	\$391	0%	N/A	N/A	04/23/08 Complete	Already Federal	R	R	N/A	\$200,000	N	423/08 Funds allocated to project.	6/9/08 - Environmental Permits Complete 4/23/08 - Funds reallocated to project from parent UPC 70638. 02/08 - New Project. Funding comes from UPC 70649, DW Interstate ITS, must be spent in FY-08. \$200K is requested in funding		
	30934		1109008	T-115A	UPC 71165 OPC 90121	Guardrail - Primary Design & Environmental Work for Installation of New Guardrail	Kamal Suliman	Kamal Suliman	TE		\$98,143		\$98,143		0%	N/A	N/A	C 6/2/08				N/A	N/A	\$10,000	N		6/2/08 - \$88143 reallocated from parent UPC 70656	
	30934		1109008	T-115B	UPC 79984	Install Guardrail District wide on Primary System	Kamal Suliman	Kamal Suliman	TE						0%	N/A	N/A	C PD-3 2/6/07				N/A	N/A	\$328,000	N	04/23/08 - RAAP assembly is underway	Child Project- Parent is UPC 70657 Underway. 2/06/07 - Authorization increase approved. 04/23/08 - RAAP assembly is underway	
	30934		1109008	T-523	UPC 86523	Install Guardrail - Leesburg Rte 9	Robert Jastrzebski		TE						0%											01/28/08 - Project still active	Child Project- Parent is UPC 70657 01/28/08 - Per Jaraslow Jastrzebski, project is still active and he will update PCES.	
30934		1119008	T-7036	UPC TBD	Rumble Strip Installation - 66WB from 234 Bypass to Fauquier County Line	Kamal Suliman	Kamal Suliman	TE			\$340,000	\$340,000		0%	N/A	N/A	R	Already Federal	R	R	N/A		N	7/1/08 Needs to be set-up in PCES	05/27/08 - New project, Added to WP. Child of 70652. OPP and TE will be working to set these projects up in PCES			
30934		1109008	T-514	OPC 87984	NoVA Primary Rumble Strips			TE				\$0		0%											05/27/08 - Tom Folse to establish project in IPM	For spot applications at high accident locations. 02/06/08 - Funding reallocated to AT-26C 04/23/08 - Coordinating commencement of RAAP assembly 05/27/08 - Tom Folse to establish project in IPM		
30934		1109008	T-112	UPC 80440	Interstate Rumble Strips: I-95 in PW, Stafford & Spotsylvania Co.	Kamal Suliman	Kamal Suliman	TE				\$1,777		1%	N/A	N/A	PD-1 submitted to Debbi Webb 8/23/06			R	A, PCE 8/30/06 Expansion 2/7/07	N/A	\$152,067	N	3/28/07 Funding authorized.	Child project - Parent is UPC 70652. Activity 72 & 79 entered in PPMS. Projected ad date: 12/12/06; completion: 7/01/07. 2/7/07 Bill Harrell requested expansion of PCE to Stafford and Spotsylvania Counties. 3/01/07 Contract awarded. 3/08/07 NoVA CTB member K		
Other Charge Code									TE																			
			Other	FTE-100	UPC 87562	Signal: Rte 3 & NIS Presidential Lakes (King George)	Paul Balderson	Paul Balderson	TE			\$30,000	\$30,000	\$2,344	8%	N/A	N/A	02/29/08 PE Authoriza'n issued.	Already Federal	R	R	N/A	\$30,000	N	07/08 PE underway	9/17/07 To be funded from UPC 87354, Parent Project for NRO's Region-wide Primary Signal Projects. Funding is for PE only. 02/21/08 - Signal CN awaits procurement of a Regional Signal Contract which is currently scheduled for ad in April. 02/29/08 - PE Authorization issued.		
			Other	FTE-7023	UPC 88613	Signal: Rte 3 & Ladies Corner Rd (King George)	Paul Balderson	Paul Balderson	TE		\$180,000	\$180,000		0%	N/A	N/A	P	N/A	N/A	N/A	N/A			N/A	01/30/08 - Developer providing	01/30/08 - Developer providing funding.		
			Other	FTE-7035	UPC 80624	Signal: Rt. 3 and Rt. 301 (King George)	Paul Balderson	Paul Balderson	TE			\$345,000	\$345,000	\$12,765	51%	N/A	N/A	C	Already Federal	I	R	N/A	\$25,000	N	07/08 PE underway	05/10/08 - Added to WP, Child Project of 70646. 05/10/08 - Per Paul Balderson, "These projects had been placed on hold as result of development community."		
			Other	FTE-7036	UPC 80862	Signal: Rt. 3 and Rt. 1150 (King George)	Paul Balderson	Paul Balderson	TE			\$345,000	\$345,000	\$16,366	65%	N/A	N/A	C	Already Federal	I	R	N/A	\$25,000	N	07/08 PE underway	05/10/08 - Added to WP, Child Project of 70646. Environmental Activities Added - 5/25/06. Funds available April 17, 2008. 05/10/08 - Per Paul Balderson, "These projects had been placed on hold as result of development community."		
			Other	FTE-7029	UPC 80531	Replace O/H Sign Structures on Interstate 95 SBL	Tom Folse		TE			\$333,088	\$333,088		0%				Already Federal	N/A	4/07/06 PCE		\$75,000	N/A	02/26/08 - PE phase has been authorized	Renamed FM-100 to FM-2003 to avoid confusion with FTE-100 8/13/07 Project Determination, SERP Exemption and EQ429 filed. 02/25/08 - Project moved from Maint to TE. Changed ID from FM-2003 to FTE-7029 and Kamal made the PM. Per Kamal, this project was inherited from Fred. TE. He is pursuing development of a contract to get the work accomplished. 02/26/08 - (Steve Bellarose) The PE phase has been authorized. Project grouped under STIP (see 70642)		
				FTE-7015	UPC 81963	Install New Guardrail on Rte. 301 from South Town Limits of Bowling Green to Maryland State Line	Tommy Newton	Paul Balderson	TE						0%											12/5/07 - New project	12/5/07 - New Project. \$1.9M in funds available for this UPC, but need the funding specifics and to have the estimate entered into PCES.	
30934	Sum of TE									TE	\$2,275,475	\$2,281,348	\$8,848,850	\$13,405,673	\$612,706	5%												

**FY-09 NRO Operations Work Plan
July 2008 Base Line**

Program Information										Financial Information						Process Information						Project Information					
Section	Org Code	Sub Org Code	CSC	ID	Tracking Code	Project Name	Project Manager	NRO Contact	Section	SoSYP (State)	Other State & Local	Federal + Match	Total Funding	Actual YTD Expenditures	% Spent vs. Authorized	VDOT Process			Federal Process			Both	FHWA Oversight? (6)	STATUS	History		
																CCB / Date	STOB	PD Forms	Advance Construction	TIP (4) / STIP	CEDAR (5)	Rule 940 Checklist				Amount Authorized	
																N/A Required Approved Denied Pending	N/A Required Approved Denied Pending	N/A Required Completed	N/A Required Completed	N/A Required Included Amended	N/A Required Approved Pending	N/A Required Submitted - Date Approved					
Unfunded Projects				T-118		State Traffic Operations Safety Improvement		Hari Sripathi	TE	\$1,000,000												\$0					
	30934		1109008	T-7	UPC 86329	VA 620 (Braddock Road) @ VA 123 (Chain Bridge Road) – Operational Improvement	Robert Jastrzebski		TE	\$825,000					0%								\$0			Extend right-turn lane on eastbound Braddock Road.	
	30934		1109008	T-526	UPC 86336	VA 606 (Loudoun County Pkwy) @ VA 621 (Evergreen Mills Road) - Operational Improvement	J. Pauley	Kamal Suliman	TE	\$230,000					0%	N/A	N/A	N/A	N/A	Not Included	Not Processed	N/A	\$0	Needs funding	Extend left-turn bay on northbound Loudoun County Pkwy to westbound Evergreen Mills Rd. Child project of 88639 - District Wide Bottleneck Relief Funding Pot 5/31/07 UPC assigned, awaiting funding. \$230 K needed 10/16/07 Per Bill Harrell, can be implemented fairly quickly within our ROW.		
	30934		1109008	T-7011	OPC 87388	Old Keene Mill & Huntsman evaluation removal of permissive LT		Dittberner	TE	\$20,000			\$20,000		0%								\$0				
	30934		1109008	T-516	OPC 87620	Burke Commons Road - construct and modify median	Kamal Suliman	Kamal Suliman	TE	\$100,000			\$100,000	\$0	0%	N/A	N/A	N/A	N/A	N/A	N/A	N/A	N/A	\$0			Child project of 88639 - District Wide Bottleneck Relief Funding Pot
	30934		1109008	T-7017	OPC 87621	Rte 50 EB at Stonecroft - extend right / thru lane	Kamal Suliman	Kamal Suliman	TE	\$300,000			\$300,000	\$0	0%	N/A	N/A	N/A	N/A	N/A	N/A	N/A	N/A	\$0			Child project of 88639 - District Wide Bottleneck Relief Funding Pot
	30934		1109008	T-518	OPC 87622	Rte 244 WB at Braddock Rd - Extend left-turn lane	Kamal Suliman	Kamal Suliman	TE	\$100,000			\$100,000	\$0	0%	N/A	N/A	N/A	N/A	N/A	N/A	N/A	\$0			Child project of 88639 - District Wide Bottleneck Relief Funding Pot	
	30934		1109008	T-519	OPC 87624	Rte 120 at I-395 - Construct sidewalk and curb cuts	Kamal Suliman	Kamal Suliman	TE				\$0	\$0	0%	N/A	N/A	C	N/A	C	A 12/13/06	N/A	\$0	N	Auth. received on 8/28/06.	8/31 - Project still needs to go through CEDAR. Construct / install on an as needed basis Child project of 88639 - District Wide Bottleneck Relief Funding Pot	